



Better Communication, Better Care:

PROVIDER TOOLS TO CARE FOR DIVERSE POPULATIONS



INTRODUCTION FOR HEALTHCARE PROFESSIONALS:

Why was this Cultural and Linguistic Provider Tool Kit created?

This set of materials was produced by a nation-wide team of healthcare professionals who, like you, are dedicated to providing high quality, effective, and compassionate care to their patients. In our awareness of differences in individual belief and behavior, changes in demographics and new legal mandates, we are constantly presented with new challenges in our attempts to deliver adequate and cultural sensitive health care to a diverse patient population. The material in this tool kit will provide you with resources and information to effectively communicate and understand our diverse patient populations. The tool kit also provides many useful instruments and aids to help with specific operational needs that can arise in your office or facility.

The tool kit contents are organized into four sections; each containing helpful background information and tools that can be reproduced and used as needed. Below you will find a list of the section topics and a small sample of their contents:

- **Interaction with a diverse patient base:** encounter tips for providers and their clinical staff, a mnemonic to assist with patient interviews, help in identifying literacy problems, and an interview guide for hiring clinical staff who have an awareness of diversity issues.
- **Communication across language barriers:** tips for locating and working with interpreters, common signs and common sentences in many languages, language identification flashcards, and employee language prescreening tool.
- **Understanding patients from various cultural backgrounds:** tips for talking about sex with a wide range of people, delivering care to lesbian, gay, bisexual or transgender, pain management across cultures, and information about different cultural backgrounds.
- **References and resources:** key legal requirements including 45 CFR 92 – Non Discrimination Rule, a summary of the “Culturally and Linguistically Appropriate Service (CLAS) Standards,” which serve as a guide on how to meet legal requirements, Race/Ethnicity/Language categories, a bibliography of print resources, and a list of internet resources.

We consider this tool kit a work in progress. Patient needs and the tools we use to work with those changing needs will continue to evolve. We understand that some portions of this tool kit will be more useful than others for individual practices or service settings, after all, practices vary as much as the places where they are located. We encourage you to use what is helpful, disregard what is not, and, if possible communicate your reaction to the contents to the ICE Cultural and Linguistics Workgroup at: CL_Team@iceforhealth.org.

On behalf of the ICE Cultural and Linguistic Workgroup,

Diana Carr, MA
Health Net of
California, Inc.
Medical
Anthropologist

Peggy Payne, MA
Cigna, Health Equity
Strategy
Clinical Nutritionist, Certified
Gerontologist

Valencia Walker
CTT+
Cigna
Language
Assistance Services
Manager

Lali (Eulalia) Witrigo, MPH
Health Net of California,
Inc.
Sr. Cultural and Linguistics
Consultant

TABLE OF CONTENTS

Section A: Resources to Assist Communication with a Diverse Patient Population Base	4
1. A Guide to Information in Section A.....	5
2. Working with Diverse Patients: Tips for Successful Patient Encounters.....	6
3. Partnering with Diverse Patients: Tips for Office Staff to Enhance Communication	7
4. Non- Verbal Communication and Patient Care.....	8
5. "Diverse" A Mnemonic for Patient Encounters	10
7. Tips for Identifying and Addressing Health Literacy Issues	11
8. Interview Guide for Hiring Office/Clinic Staff with Diversity Awareness.....	13
9. Americans with Disabilities Act (ADA) Requirements.....	14
10. ADA Requirements for Effective Communication	18
11. How to Implement Language Services	19
12. Supporting Patients with 211 and 711 Community Services	20
Section B: Resources to Communicate Across Language Barriers	21
1. A Guide to Information in Section B	22
2. Tips for Working with Limited English Proficient Members	23
3. Tips for Communicating: Across Language Barriers.....	24
4. Tips for Working with Interpreters	25
5. Tips for Locating Interpreter Services	28
6. Language Identification Flashcards.....	29
7. Common Signs in Multiple Languages	31
8. Common Sentences in Multiple Languages (English-Spanish-Vietnamese-Chinese)	32
9. Common Sentences in Multiple Languages (English-Spanish-Vietnamese-Chinese)	33
10. Common Sentences in Multiple Languages (English-Spanish-Vietnamese-Chinese)	34
11. Common Sentences in Multiple Languages (English-Spanish-Vietnamese-Chinese)	35
12. Common Sentences in Multiple Languages\ (English-Spanish-French Creole)	36
13. Common Sentences in Multiple Languages\ (English-Spanish-French Creole)	37
14. Common Sentences in Multiple Languages\ (English-Spanish-French Creole)	38
15. Common Sentences in Multiple Languages\ (English-Spanish-French Creole)	39
16. Employee Language Pre-screening Tool	40
17. Screening questions for interviewing Translation Vendors	43
Section C: Resources To Increase Awareness of Cultural Backgrounds and its Impact on Health Care Delivery	48
1. A Guide to Information in Section C	49
2. Health Equity, Health Equality and Health Disparities	50
3. Let's Talk About Sex.....	53
4. Lesbian, Gay, Bisexual or Transgender (LGBT).....	55
6. Cultural Background Information on Special Topics.....	57
7. Effectively Communicating with the Elderly	61
8. Pain Management across Cultures	63
Section D: Reference Resources for Culturally and Linguistic Services	65
1. A Guide to Information in Section D.....	66
2. 45 CFR 92, Non Discrimination Rule	68
3. Title VI of the Civil Rights Act of 1964	69
4. National Standards to Provide "CLAS" Culturally and Linguistically Appropriate Services	70
5. Executive Order 13166, August 2000	72
6. Race/Ethnicity/Language (REL) Categories Importance of Collecting REL and Appropriate Use	74
7. BIBLIOGRAPHY of MAJOR SOURCES Used in the Production of the Tool Kit	75
8. Cultural Competence Web Resources	79
10. Glossary of Terms.....	80
11. Acknowledgements - Cultural and Linguistic Work Group.....	83
12. Acknowledgements - Cultural and Linguistic Focus Group	84



**SECTION A: RESOURCES TO ASSIST COMMUNICATION
WITH A DIVERSE PATIENT POPULATION BASE**



A GUIDE TO INFORMATION IN SECTION A

RESOURCES TO COMMUNICATE WITH A DIVERSE PATIENT BASE

The communication strategies suggested in this section are intended to minimize patient-provider, and patient-office staff miscommunications, and foster an environment that is non-threatening and comfortable to the patient.

We recognize that every patient encounter is unique. The goal is to eliminate cultural barriers that inhibit effective communication, diagnosis, treatment and care. The suggestions presented are intended to guide providers and build sensitivity to cultural differences and styles. By enhancing your cultural sensitivity and ability to tailor the delivery of care to your patients' needs you will:

- Enhance communication
- Decrease repeat visits
- Decrease unnecessary lab tests
- Increase compliance
- Avoid Civil Rights Act violations

The following materials are available in this section:

Working with Diverse Patients: Tips for Successful Patient Encounters	A tip sheet designed to help providers enhance their patient communication skills.
Partnering with Diverse Patients: Tips for Office Staff to Enhance Communication	A tip sheet designed to help office staff enhance their patient communication skills.
Non-verbal Communication and Patient Care	An overview of the impact of nonverbal communication on patient-provider relations and communication.
“Diverse”: A Mnemonic for Patient Encounters Tips for Identifying Health Literacy Issues	A mnemonic to help you individualize care based on cultural/diversity aspects.
Tips for Identifying and Addressing Health Literacy Issues	A tip sheet to help understand and work with patients with Health literacy.
Interview Guide for Hiring Office/Clinic Staff with Diversity Awareness	A list of interview questions to help determine if a job candidate is likely to work well with individuals of diverse backgrounds.
Americans with Disabilities Act (ADA) Sign Language and Alternative Formats Requirements	Tip sheets to help providers better communicate with patients with vision, hearing, or speech disabilities.
Americans with Disabilities Act (ADA) Requirements for Effective Communication How to Implement Language Services	A tip sheet to help providers communicate effectively with their patients.
Supporting Patients with 211 and 711 Community Services	A tip sheet to help providers utilize community services for patients with special needs.

WORKING WITH DIVERSE PATIENTS: TIPS FOR SUCCESSFUL PATIENT ENCOUNTERS

To enhance patient/provider communication and to avoid being unintentionally insulting or patronizing, be aware of the following:

Styles of Speech: *People vary greatly in length of time between comment and response, the speed of their speech, and their willingness to interrupt.*

- Tolerate gaps between questions and answers, impatience can be seen as a sign of disrespect.
- Listen to the volume and speed of the patient's speech as well as the content. Modify your own speech to more closely match that of the patient to make them more comfortable.
- Rapid exchanges, and even interruptions, are a part of some conversational styles. Don't be offended if no offense is intended when a patient interrupts you.
- Stay aware of your own pattern of interruptions, especially if the patient is older than you are.

Eye Contact: *The way people interpret various types of eye contact is tied to cultural background and life experience.*

- Most Euro-Americans expect to look people directly in the eyes and interpret failure to do so as a sign of dishonesty or disrespect.
- For many other cultures direct gazing is considered rude or disrespectful. Never force a patient to make eye contact with you.
- If a patient seems uncomfortable with direct gazes, try sitting next to them instead of across from them.

Body Language: *Sociologists say that 80% of communication is non-verbal. The meaning of body language varies greatly by culture, class, gender, and age.*

- Follow the patient's lead on physical distance and touching. If the patient moves closer to you or touches you, you may do the same. However, stay sensitive to those who do not feel comfortable, and ask permission to touch them.
- Gestures can mean very different things to different people. Be very conservative in your own use of gestures and body language. Ask patients about unknown gestures or reactions.
- Do not interpret a patient's feelings or level of pain just from facial expressions. The way that pain or fear is expressed is closely tied to a person's cultural and personal background.

Gently Guide Patient Conversation: *English predisposes us to a direct communication style; however other languages and cultures differ.*

- Initial greetings can set the tone for the visit. Many older people from traditional societies expect to be addressed more formally, no matter how long they have known their physician. If the patient's preference is not clear, ask how they would like to be addressed.
- Patients from other language or cultural backgrounds may be less likely to ask questions and more likely to answer questions through narrative than with direct responses. Facilitate patient-centered communication by asking open-ended questions whenever possible.
- Avoid questions that can be answered with "yes" or "no." Research indicates that when patients, regardless of cultural background, are asked, "Do you understand," many will answer, "yes" even when they really do not understand. This tends to be more common in teens and older patients.
- Steer the patient back to the topic by asking a question that clearly demonstrates that you are listening.



PARTNERING WITH DIVERSE PATIENTS: TIPS FOR OFFICE STAFF TO ENHANCE COMMUNICATION

1. Build rapport with the patient.

- Address patients by their last name. If the patient's preference is not clear, ask, "How would you like to be addressed?"
- Focus your attention on patients when addressing them.
- Learn basic words in your patient's primary language, like "hello" or "thank you".
- Recognize that patients from diverse backgrounds may have different communication needs.
- Explain the different roles of people who work in the office.

2. Make sure patients know what you do.

- Take a few moments to prepare a handout that explains office hours, how to contact the office when it is closed, and how the PCP arranges for care (i.e. PCP is the first point of contact and refers to specialists).
- Have instructions available in the common language(s) spoken by your patient base.

3. Keep patients' expectations realistic.

- Inform patients of delays or extended waiting times. If the wait is longer than 15 minutes, encourage the patient to make a list of questions for the doctor, review health materials or view waiting room videos.

4. Work to build patients' trust in you.

- Inform patients of office procedures such as when they can expect a call with lab results, how follow-up appointments are scheduled, and routine wait times.

5. Determine if the patient needs an interpreter for the visit.

- Document the patient's preferred language in the patient chart.
- Have an interpreter access plan. An interpreter with a medical background is preferred to family or friends of the patient.
- Assess your bilingual staff for interpreter abilities. (see Employee Language Skills Self-Assessment Tool).
- Possible resources for interpreter services are available from health plans, the state health department, and the Internet. See contracted health plans for applicable payment processes.

6. Give patients the information they need.

- Have topic-specific health education materials in languages that reflect your patient base. (Contact your contracting health plans/contracted medical groups for resources.)
- Offer handouts such as immunization guidelines for adults and children, screening guidelines, and culturally relevant dietary guidelines for diabetes or weight loss.

7. Make sure patients know what to do.

- Review any follow-up procedures with the patient before he or she leaves your office.
- Verify call back numbers, the locations for follow-up services such as labs, X-ray or screening tests, and whether or not a follow-up appointment is necessary.
- Develop pre-printed simple handouts of frequently used instructions, and translate the handouts into the common language(s) spoken by your patient base. (Contact your contracting health plans/contracted medical groups for resources.)

NON- VERBAL COMMUNICATION AND PATIENT CARE

Non-verbal communication is a subtle form of communication that takes place in the **initial three seconds** after meeting someone for the first time and can continue through the entire interaction. Research indicates that non-verbal communication accounts for approximately **70%** of a communication episode. Non-verbal communication can impact the success of communication more acutely than the spoken word. Our culturally informed unconscious framework evaluates gestures, appearance, body language, the face, and how space is used. Yet, we are rarely aware of how persons from other cultures perceive our nonverbal communication or the subtle cues we have used to assess the person.

The following are case studies that provide examples of non-verbal miscommunication that can sabotage a patient-provider encounter. Broad cultural generalizations are used for illustrative purposes. They should not be mistaken for stereotypes. A stereotype and a generalization may appear similar, but they function very differently. A **stereotype** is an ending point; no attempt is made to learn whether the individual in question fits the statement. A **generalization** is a beginning point; it indicates common trends, but further information is needed to ascertain whether the statement is appropriate to a particular individual.

Generalizations can serve as a guide to be accompanied by individualized in-person assessment. As a rule, ask the patient, rather than assume you know the patient's needs and wants. If asked, patients will usually share their personal beliefs, practices and preferences related to prevention, diagnosis and treatment.

Eye Contact



Ellen was trying to teach her Navaho patient, Jim Nez, how to live with his newly diagnosed diabetes. She soon became extremely frustrated because she felt she was not getting through to him. He asked very few questions and never met her eyes. She reasoned from this that he was uninterested and therefore not listening to her.¹

It is rude to meet and hold eye contact with an elder or someone in a position of authority such as health professionals in most Latino, Asian, American Indian and many Arab countries. It may be also considered a form of social aggression if a male insists on meeting and holding eye contact with a female.

Touch and Use of Space

A physician with a large medical group requested assistance encouraging young female patients to make and keep their first well woman appointment. The physician stated that this group had a high no-show rate and appointments did not go as smoothly as the physician would like.

Talk the patient through each exam so that the need for the physical contact is

^{1, 2} Galanti, G. (1997). *Caring for Patients from Different Cultures*. University of Pennsylvania Press.
Hall, E.T. (1985). *Hidden Differences: Studies in International Communication*. Hamburg: Gruner & Jahr.
Hall, E.T. (1990). *Understanding Cultural Differences*. Yarmouth, ME: Intercultural Press.

understood, prior to the initiation of the examination. Ease into the patients' personal space. If there are any concerns, ask before entering the three-foot zone. This will help ease the patient's level of discomfort and avoid any misinterpretation of physical contact. Additionally, physical contact between a male and female is strictly regulated in many cultures. An older female companion may be necessary during the visit.

Gestures

An Anglo patient named James Todd called out to Elena, a Filipino nurse: "Nurse, nurse." Elena came to Mr. Todd's door and politely asked, "May I help you?" Mr. Todd beckoned her to come closer by motioning with his right index finger. Elena remained where she was and responded in an angry voice, "What do you want?" Mr. Todd was confused. Why had Elena's manner suddenly changed?¹

Gestures may have dramatically different meanings across cultures. It is best to think of gestures as a local dialect that is familiar only to insiders of the culture. Conservative use of hand or body gestures is recommended to avoid misunderstanding. In the case above, Elena took offense to Mr. Todd's innocent hand gesture. In the Philippines (and in Korea) the "come here" hand gesture is used to call animals.

Body Posture and Presentation

Carrie was surprised to see that Mr. Ramirez was dressed very elegantly for his doctor's visit. She was confused by his appearance because she knew that he was receiving services on a sliding fee scale. She thought the front office either made a mistake documenting his ability to pay for service, or that he falsely presented his income.

Many cultures prioritize respect for the family and demonstrate family respect in their manner of dress and presentation in public. Regardless of the economic resources that are available or the physical condition of the individual, going out in public involves creating an image that reflects positively on the family – the clothes are pressed, the hair is combed, and shoes are clean. A person's physical presentation is not an indicator of their economic situation.

Use of Voice

Dr. Moore had three patients waiting and was feeling rushed. He began asking health related questions of his Vietnamese patient Tanya. She looked tense, staring at the ground without volunteering much information. No matter how clearly he asked the question he couldn't get Tanya to take an active part in the visit.

The **use** of voice is perhaps one of the most difficult forms of non-verbal communication to change, as we rarely hear how we sound to others. If you speak too fast, you may be seen as not being interested in the patient. If you speak too loud, or too soft for the space involved, you may be perceived as domineering or lacking confidence. Expectations for the use of voice vary greatly between and within cultures, for male and female, and the young and old. *The best suggestion is to search for non-verbal cues to determine how your voice is affecting your patient.*

¹ Galanti, G. (1997). *Caring for Patients from Different Cultures*. University of Pennsylvania Press.
Hall, E.T. (1985). *Hidden Differences: Studies in International Communication*. Hamburg: Gruner & Jahr.
Hall, E.T. (1990). *Understanding Cultural Differences*. Yarmouth, ME: Intercultural Press.



“DIVERSE” A MNEMONIC FOR PATIENT ENCOUNTERS

A mnemonic will assist you in developing a personalized care plan based on cultural/diversity aspects. Place in the patient's chart or use the mnemonic when gathering the patient's history on a SOAP progress note.

	Assessment	Sample Questions	Assessment Information/ Recommendations
D	Demographics- Explore regional background, level of –acculturation, age and sex as they influence health care behaviors.	Where were you born? Where was “home” before coming to the U.S.? How long have you lived in the U.S.? What is the patient's age and sex?	
I	Ideas- ask the patient to explain his/her ideas or concepts of health and illness.	What do you think keeps you healthy? What do you think makes you sick? What do you think is the cause of your illness? Why do you think the problem started?	
V	Views of health care treatments- ask about treatment preference, use of home remedies, and treatment avoidance practices.	Are there any health care procedures that might not be acceptable? Do you use any traditional or home health remedies to improve your health? What have you used before? Have you used alternative healers? Which? What kind of treatment do you think will work?	
E	Expectations- ask about what your patient expects from his/her doctor?	What do you hope to achieve from today's visit? What do you hope to achieve from treatment? Do you find it easier to talk with a male/female? Someone younger/older?	
R	Religion- asks about your patient's religious and spiritual traditions.	Will religious or spiritual observances affect your ability to follow treatment? How? Do you avoid any particular foods? During the year, do you change your diet in celebration of religious and other holidays?	
S	Speech- identifies your patient's language needs including health literacy levels. Avoid using a family member as an interpreter.	What language do you prefer to speak? Do you need an interpreter? What language do you prefer to read? Are you satisfied with how well you read? Would you prefer printed or spoken instructions?	
E	Environment – identify patient's home environment and the cultural/diversity aspects that are part of the environment. Home environment includes the patient's daily schedule, support system and level of independence.	Do you live alone? How many other people live in your house? Do you have transportation? Who gives you emotional support? Who helps you when you are ill or need help? Do you have the ability to shop/cook for yourself? What times of day do you usually eat? What is your largest meal of the day?	



TIPS FOR IDENTIFYING AND ADDRESSING HEALTH LITERACY ISSUES

LOW HEALTH LITERACY CAN PREVENT PATIENTS FROM UNDERSTANDING THEIR HEALTH CARE SERVICES.

Health Literacy is defined by the National Health Education Standards¹ as *"the capacity of an individual to obtain, interpret, and understand basic health information and services and the competence to use such information and services in ways which are health-enhancing."*

This includes the ability to understand written instructions on prescription drug bottles, appointment slips, medical education brochures, doctor's directions and consent forms, and the ability to negotiate complex health care systems. Health literacy is not the same as the ability to read and is not necessarily related to year of education. A person who functions adequately at home or work may have marginal or inadequate literacy in health care environment.

Possible Signs of Low Health Literacy

Your patients may frequently say:

- I forgot my glasses.
- My eyes are tired.
- I'll take this home for my family to read.
- What does this say? I don't understand this.

Your patients' behaviors may include:

- Not getting their prescriptions filled, or not taking their medications as prescribed.
- Consistently arriving late to appointments.
- Returning forms without completing them.
- Requiring several calls between appointments to clarify instructions.

Barriers to Health Literacy

- The ability to read and comprehend health information is impacted by a range of factors including age, socioeconomic background, education and culture.
- A patient's culture and life experience may have an effect on their health literacy.
- An accent, or a lack of accent, can be misread as an indicator of a person's ability to read English.
- Different family dynamics can play a role in how a patient receives and processes information.
- In some cultures it is inappropriate for people to discuss certain body parts or functions leaving some with a very poor vocabulary for discussing health issues.
- In adults, reading skills in a second language may take 6-12 years to develop.

TIPS FOR DEALING with LOW HEALTH LITERACY¹

<ul style="list-style-type: none"> ✓ Use simple words and avoid jargon. ✓ Never use acronyms. ✓ Avoid technical language (if possible). ✓ Repeat important information – a patient's logic may be different from yours. ✓ Ask patients to repeat back to you important information. ✓ Ask open-ended questions. ✓ Use medically trained interpreters familiar with cultural nuances. 	<ul style="list-style-type: none"> ✓ Give information in small chunks. ✓ Articulate words. ✓ “Read” written instructions out loud. ✓ Speak slowly (don't shout). ✓ Use body language to support what you are saying. ✓ Draw pictures, use posters, models or physical demonstrations. ✓ Use video and audio media as an alternative to written communications.
---	---

ADDITIONAL RESOURCES

Use **Ask Me 3**². Ask Me 3[®] is a program designed by health literacy experts intended to help patients become more active in their health care. It supports improved communication between patients, families and their health care providers.

Patients who understand their health have better health outcomes. Encourage your patients to ask these three specific questions:

1. What is my main problem?
2. What do I need to do?
3. Why is it important for me to do this?

Asking these questions is proven to help patients better understand their health conditions and what they need to do to stay healthy.

For more information or resources on Ask Me 3[®] and to view a video on how to use the questions, please visit <http://www.npsf.org/?page=askme3>. Ask Me 3 is a registered trademark licensed to the National Patient Safety Foundation (NPSF).



American Medical Association (AMA)

The AMA offer multiple publications, tools and resources to improve patient outcomes. For more information, visit: <http://www.ama-assn.org/ama/pub/about-ama/ama-foundation.page>.

¹ Joint Committee on National Education Standards, 1995

² National Patient Safety Foundation, Ask Me 3[®]. <http://www.npsf.org/?page=askme3>

INTERVIEW GUIDE FOR HIRING OFFICE/CLINIC STAFF WITH DIVERSITY AWARENESS

The following set of questions is meant to help you determine whether a job candidate will be sensitive to the cultural and linguistic needs of your patient population. By integrating some or all of these questions into your interview process, you will be more likely to hire staff that will help you create an office/clinic atmosphere of openness, affirmation, and trust between patients and staff. *Remember that bias and discrimination can be obvious and flagrant or small and subtle. Hiring practices should reflect this understanding.*



INTERVIEW QUESTIONS

Q. *What experience do you have in working with people of diverse backgrounds, cultures and ethnicities? The experiences can be in or out of a health care environment.*

The interviewee should demonstrate understanding and willingness to serve diverse communities. Any experience, whether professional or volunteer, is valuable.

Q: *Please share any particular challenges or successes you have experienced in working with people from diverse backgrounds.*

You will want to get a sense that the interviewee has an appreciation for working with people from diverse backgrounds and understands the accompanying complexities and needs in an office setting.

Q. *In the health care field we come across patients of different ages, language preference, sexual orientation, religions, cultures, genders, and immigration status, etc. all with different needs. What skills from your past customer service or community/healthcare work do you think are relevant to this job?*

This question should allow a better understanding of the interviewees approach to customer service across the spectrum of diversity, their previous experience, and if their skills are transferable to the position in question. Look for examples that demonstrate an understanding of varying needs. Answers should demonstrate listening and clear communication skills.

Q. *What would you do to make all patients feel respected? For example, some Medicaid or Medicare recipients may be concerned about receiving substandard care because they lack private insurance.*

The answer should demonstrate an understanding of the behaviors that facilitate respect and the type of prejudices and bias that can result in substandard service and care.



AMERICANS WITH DISABILITIES ACT (ADA) REQUIREMENTS

The following information is excerpts from the U.S. Department of Justice, Civil Rights Division, Disability Rights Section. For complete information, please visit: www.ada.gov/effective-comm.htm.

The Department of Justice published revised final regulations implementing the Americans with Disabilities Act (ADA) for title II (State and local government services) and title III (public accommodations and commercial facilities) on September 15, 2010, in the Federal Register. These requirements, or rules, clarify and refine issues that have arisen over the past 20 years and contain new, and updated, requirements, including the 2010 Standards for Accessible Design (2010 Standards).

EFFECTIVE COMMUNICATION

Overview

People who have vision, hearing, or speech disabilities (“communication disabilities”) use different ways to communicate. For example, people who are blind may give and receive information audibly rather than in writing and people who are deaf may give and receive information through writing or sign language rather than through speech.

The ADA requires that title II entities (State and local governments) and title III entities (businesses and nonprofit organizations that serve the public) communicate effectively with people who have communication disabilities. The goal is to ensure that communication with people with these disabilities is equally effective as communication with people without disabilities. This publication is designed to help title II and title III entities (“covered entities”) understand how the rules for effective communication, including rules that went into effect on March 15, 2011, apply to them.

- The purpose of the effective communication rules is to ensure that the person with a vision, hearing, or speech disability can communicate with, receive information from, and convey information to, the covered entity.
- Covered entities must provide auxiliary aids and services when needed to communicate effectively with people who have communication disabilities.
- The key to communicating effectively is to consider the nature, length, complexity, and context of the communication and the person's normal method(s) of communication.
- The rules apply to communicating with the person who is receiving the covered entity's goods or services as well as with that person's parent, spouse, or companion in appropriate circumstances.

AUXILIARY AIDS AND SERVICES

The ADA uses the term “auxiliary aids and services” (“aids and services”) to refer to the ways to communicate with people who have communication disabilities.

- For people who are blind, have vision loss, or are deaf-blind, this includes providing a qualified reader; information in large print, Braille, or electronically for use with a computer screen-reading program; or an audio recording of printed information. A “qualified” reader means someone who is able to read effectively, accurately, and impartially, using any necessary specialized vocabulary.

- For people who are deaf, have hearing loss, or are deaf-blind, this includes providing a qualified note taker; a qualified sign language interpreter, oral interpreter, cued-speech interpreter, or tactile interpreter; real-time captioning; written materials; or a printed script of a stock speech (such as given on a museum or historic house tour). A “qualified” interpreter means someone who is able to interpret effectively, accurately, and impartially, both receptively (i.e., understanding what the person with the disability is saying) and expressively (i.e., having the skill needed to convey information back to that person) using any necessary specialized vocabulary.
- For people who have speech disabilities, this may include providing a qualified speech-to-speech transliterator (a person trained to recognize unclear speech and repeat it clearly) , especially if the person will be speaking at length, such as giving testimony in court, or just taking more time to communicate with someone who uses a communication board. In some situations, keeping paper and pencil on hand so the person can write out words that staff cannot understand or simply allowing more time to communicate with someone who uses a communication board or device may provide effective communication. Staff should always listen attentively and not be afraid or embarrassed to ask the person to repeat a word or phrase they do not understand.

In addition, aids and services include a wide variety of technologies including:
1) Assistive listening systems and devices;
2) Open captioning, closed captioning, real-time captioning, and closed caption decoders and devices;
3) Telephone handset amplifiers, hearing-aid compatible telephones; text telephones (TTYs), videophones, captioned telephones, and other voice, text, and video-based telecommunications products;
4) Videotext displays;
5) Screen reader software, magnification software, and optical readers;
6) Video description and secondary auditory programming (SAP) devices that pick up video-described audio feeds for television programs;
7) Accessibility features in electronic documents and other electronic and information technology that is accessible (either independently or through assistive technology such as screen readers).

EFFECTIVE COMMUNICATION PROVISIONS

Covered entities must provide aids and services when needed to communicate effectively with people who have communication disabilities. The key to deciding what aid or service is needed to communicate **effectively** is to consider the nature, length, complexity, and context of the communication as well as the person's normal method(s) of communication.

Some easy solutions work in relatively simple and straightforward situations. For example:

- In a lunchroom or restaurant, reading the menu to a person who is blind allows that person to decide what dish to order.
- In a retail setting, pointing to product information or writing notes back and forth to answer simple questions about a product may allow a person who is deaf to decide whether to purchase the product.
- Other solutions may be needed where the information being communicated is more extensive or complex.



For example:

In a law firm, providing an accessible electronic copy of a legal document that is being drafted for a client who is blind allows the client to read the draft at home using a computer screen-reading program.

In a doctor's office, an interpreter generally will be needed for taking the medical history of a patient who uses sign language or for discussing a serious diagnosis and its treatment options.

A person's method(s) of communication are also key.

For example,

- Sign language interpreters are effective only for people who use sign language.
- Other methods of communication, such as those described above, are needed for people who may have lost their hearing later in life and does not use sign language.
- Similarly, Braille is effective only for people who read Braille.
- Other methods are needed for people with vision disabilities who do not read Braille, such as providing accessible electronic text documents, forms, etc. that can be accessed by the person's screen reader program.

Covered entities are also required to accept telephone calls placed through Telecommunication Relay Services (TRS) and Video Relay Services (VRS), and staff that answers the telephone must treat relay calls just like other calls. The communications assistant will explain how the system works if necessary.

Remember, the purpose of the effective communication rules is to ensure that the person with a communication disability can receive information from, and convey information to, the covered entity.

COMPANIONS

In many situations, covered entities communicate with someone other than the person who is receiving their goods or services. For example:

- School staff usually talk to a parent about a child's progress;
- Hospital staff often talks to a patient's spouse, other relative, or friend about the patient's condition or prognosis.

The rules refer to such people as "companions" and require covered entities to provide effective communication for companions who have communication disabilities.

The term "companion" includes any family member, friend, or associate of a person seeking or receiving an entity's goods or services who is an appropriate person with whom the entity should communicate.

USE OF ACCOMPANYING ADULTS OR CHILDREN AS INTERPRETERS

Historically, many covered entities have expected a person who uses sign language to bring a family member or friend to interpret for him or her. These people often lacked the impartiality and specialized vocabulary needed to interpret effectively and accurately. It was particularly problematic to use people's children as interpreters.



The ADA places responsibility for providing effective communication, including the use of interpreters, directly on covered entities. They cannot require a person to bring someone to interpret for him or her. A covered entity can rely on a companion to interpret in only two situations.

(1) In an emergency involving an imminent threat to the safety or welfare of an individual or the public, an adult or minor child accompanying a person who uses sign language may be relied upon to interpret or facilitate communication only when a qualified interpreter is not available.

(2) In situations **not** involving an imminent threat, an adult accompanying someone who uses sign language may be relied upon to interpret or facilitate communication when a) the individual requests this, b) the accompanying adult agrees, and c) reliance on the accompanying adult is appropriate under the circumstances. This exception does **not** apply to minor children.

Even under exception (2), covered entities may **not** rely on an accompanying adult to interpret when there is reason to doubt the person's impartiality or effectiveness. For example:

- It would be inappropriate to rely on a companion to interpret who feels conflicted about communicating bad news to the person or has a personal stake in the outcome of a situation.
- When responding to a call alleging spousal abuse, police should never rely on one spouse to interpret for the other spouse.

WHO DECIDES WHICH AID OR SERVICE IS NEEDED?

When choosing an aid or service, title II entities are required to give primary consideration to the choice of aid or service requested by the person who has a communication disability. The state or local government must honor the person's choice, unless it can demonstrate that another equally effective means of communication is available, or that the use of the means chosen would result in a fundamental alteration or in an undue burden (see limitations below).

If the choice expressed by the person with a disability would result in an undue burden or a fundamental alteration, the public entity still has an obligation to provide an alternative aid or service that provides effective communication if one is available.

Title III entities are **encouraged** to consult with the person with a disability to discuss what aid or service is appropriate. The goal is to provide an aid or service that will be effective, given the nature of what is being communicated and the person's method of communicating.

Covered entities may require reasonable advance notice from people requesting aids or services, based on the length of time needed to acquire the aid or service, but may not impose excessive advance notice requirements. "Walk-in" requests for aids and services must also be honored to the extent possible.

For more information about the ADA, please visit the website or call the toll-free number. www.ADA.gov
[ADA Information Line](#) 800-514-0301 (Voice) and 800-514-0383 (TTY)



ADA REQUIREMENTS FOR EFFECTIVE COMMUNICATION

The purpose of the effective communication rules is to ensure that the person with a vision, hearing or speech disability can communicate with, receive information from, and convey information to, the covered entity (physician office, clinic, hospital, nursing home, etc.)

Covered entities must provide auxiliary aids and services when needed to communicate effectively with people who have communication disabilities. The person with the disability can choose the type of aid/service.

Your patient may need assistance because ...	These are some options we can provide for you.....
Am blind or have vision impairments that keep me from reading	<ul style="list-style-type: none"> - Large print materials - Physician can complete form for talking books through National Library Service for the Blind and Physically Handicapped https://www.loc.gov/nls/pdf/application.pdf - Physician can complete form for Vision enabled telephone-- http://www.californiaphones.org/application -Check with health plans to see what they have available (audio recordings of printed materials, etc.)
Am hard of hearing and have trouble hearing and understanding directions, or answering the doorbell	<ul style="list-style-type: none"> - Amplifier/ Pocket Talker - Written materials - Qualified sign language interpreter - Qualified note taker - Telecommunications Relay Service (TRS) 7-1-1 - Have physician dictate into voice-recognition software and patient can type answers back
Have difficulty speaking clearly and making myself understood	<ul style="list-style-type: none"> - Allow for extra time and attentive listening - Qualified note taker - Telecommunications Relay Services (TRS) 7-1-1 - Communication board or paper and pencil - Have physician dictate into voice-recognition software and patient can type answers back

* All requirements also apply to individual's companion or caregiver when communication with that person is appropriate. An individual's companion or caregiver should not be relied on to act as the qualified interpreter.

Resources

- The Gerontological Society of America
http://aging.arizona.edu/sites/aging/files/activity_1_reading_1.pdf
- American Speech Language Hearing Association
<http://www.asha.org/public/speech/development/Communicating-Better-With-Older-People/>
- Administration for Community Living DHHS
http://www.aoa.acl.gov/AoA_Programs/Tools_Resources/Older_Adults.aspx
- The Look Closer, See Me Generational Diversity and Sensitivity training program
http://nursing.uc.edu/content/dam/nursing/docs/CFAWD/LookCloserSeeMe/Module%204_GDS_T_Reference%20Guide.pdf
- U.S Department of Justice- ADA requirements for Effective Communication
<https://www.ada.gov/effective-comm.htm>

Language Services: The KEY to Patient Engagement

Where do I start?
Check out the Q&A below to learn more...



Why does my office need a language service plan?



Clear communication is the absolute heart of medical practice. Seven out of ten surveyed physicians indicated that language barriers represent a top priority for the health care field¹. Unaddressed barriers can:

- Compromise quality of care
- Result in poor outcomes
- Have legal consequences
- Increase litigation risk

Where do I start?



Get Ready:

- Gather your team
- Make a commitment
- Identify needs

Get Set: *identify resources*

Go: *pull it all together, implement, evaluate, plan for the future*

What language service needs should I begin to identify?



Keep it simple and write down:

- *What you know about your patient demographics*
- *What you already do to provide language services*
- *Where you can grow and strengthen your language services*

Where can I find resources?



- [Providing Language Services](#)
- [Incorporating Interpreter Services](#)
- [Self-assessment checklist](#)
- [Language Access Assessment and Planning Tool](#)

Get Ready, Get Set, Go!

Get ready!

- Identify a designee or small team and commit to improve your capacity to serve individuals with limited English proficiency (LEP)
- Identify the most common languages of LEP patients you serve
- Create a checklist of what is already in place related to: interpreters, qualified bilingual staff and translated materials
- Document what needs to be enhanced

Get set!

- Review resources and identify those most useful for your office

Go!

- Create plan, implement, evaluate and plan for the future:
- Staff training on language service plan and cultural competency



¹ Wirthlin Worldwide 2002 RWJF Survey





SUPPORTING PATIENTS WITH 211 AND 711 COMMUNITY SERVICES

211 and 711 are free and easy to use services that can be used as resources to support patients with special needs. Each of these services operates in all States and is offered at no cost to the caller 24 hours a day/7 days a week.

211

211 is a free and confidential service that provides a single point of contact for people that are looking for a wide range of health and human services programs. With one call, individuals can speak with a local highly trained service professional to assist them in finding local social services agencies, and guide them through the maze of groups that specialize in housing assistance, food programs, counseling, hospice, substance abuse and other aid.

For more information, look for your local 211.org.

711

711 is a no cost relay service that uses an operator, phone system and a special teletypewriter (TDD or TTY) to help people with hearing or speech impairments have conversations over the phone. The 711 relay service can be used to place a call to a TTY line or receive a call from a TTY line. Both voice and Telecommunications Relay Service (TRS) users can initiate a call from any telephone, anywhere in the United States, without having to remember and dial a seven or ten-digit access number.

Simply dial 711 to be automatically connected to a TRS operator. Once connected the TRS operator will relay your spoken message in writing and will read responses back to you.

In some areas, 711 offers speech impairment assistance. Special trained speech recognition operators available to help facilitate communication with individuals that may have speech impairments.

For more information, visit <http://ddtp.cpuc.ca.gov/homepage.aspx>

Teletype Device

Relay Operator

Cell or Landline Phone



SECTION B: RESOURCES TO COMMUNICATE ACROSS LANGUAGE BARRIERS

A GUIDE TO INFORMATION IN SECTION B

RESOURCES TO COMMUNICATE ACROSS LANGUAGE BARRIERS



This section offers resources to help health care providers identify the linguistic needs of their Limited English Proficient (LEP) patients and strategies to meet their communication needs.

Research indicates that LEP patients face linguistic barriers when accessing health care services. These barriers have negative impacts on patient satisfaction and knowledge of diagnosis and treatment. Patients with linguistic barriers are less likely to seek treatment and preventive services. This leads to poor health outcomes and longer hospital stays.

This section contains useful tips and ready-to-use tools to help remove the linguistic barriers and improve the linguistic competence of health care providers. The tools are intended to assist health care providers in delivering appropriate and effective linguistic services, which leads to:

- Increased patient health knowledge and compliance with treatment
- Decreased problems with patient-provider encounters and increased patient satisfaction
- Increased **appropriate** utilization of health care services by patients
- Potential reduction in liability from medical errors

The following materials area available in this section:

Tips for Working with LEP Members	Suggestions to help communicate with LEP patients.
Useful Tips for Communicating Across Language Barriers	Suggestions to help identify and document language needs.
Tips for Working with Interpreters	Suggestions to maximize the effectiveness of an interpreter.
Tips for Locating Interpreter Services	Information to know when locating interpreter services.
Common Sentences in Foreign Languages (Spanish & Vietnamese)	Simple phrases that can be used to communicate with LEP patients while waiting for an interpreter.
Common Signs in Foreign Languages (Spanish & Vietnamese)	Simple signs that can be enlarged and posted in your facility.
Language Identification Flashcard	Tool to identify patient languages.
Employee Language Pre-Screening Survey	Pre-screening tool to identify employees that may be eligible for formal language proficiency testing
Request for Proposal (RFP) Questions	Sample screening questions to interview translation vendors

TIPS FOR WORKING WITH LIMITED ENGLISH PROFICIENT MEMBERS

California law requires that health plans and insurers offer free interpreter services to both LEP members and health care providers and also ensure that the interpreters are professionally trained and are versed in medical terminology and health care benefits.

Who is a LEP member?

Individuals who do not speak English as their primary language and who have a limited ability to read, speak, write, or understand English, may be considered limited English proficient (LEP).

How to identify a LEP member over the phone



- Member is quiet or does not respond to questions
- Member simply says yes or no, or gives inappropriate or inconsistent answers to your questions
- Member may have trouble communicating in English or you may have a very difficult time understanding what they are trying to communicate
- Member self identifies as LEP by requesting language assistance

Tips for working with LEP members and how to offer interpreter services

- Member speaks no English and you are unable to discern the language
- Connect with contracted telephonic interpretation vendor to identify language needed.
- Member speaks some English:
- Speak slowly and clearly. Do not speak loudly or shout. Use simple words and short sentences.
- How to offer interpreter services:

"I think I am having trouble with explaining this to you, and I really want to make sure you understand. Would you mind if we connected with an interpreter to help us? Which language do you speak?"

OR

"May I put you on hold? I am going to connect us with an interpreter." (If you are having a difficult time communicating with the member)

Best practice to capture language preference

For LEP members it is a best practice to capture the members preferred language and record it in the plan's member data system.

"In order for me (or Health Plan) to be able to communicate most effectively with you, may I ask what your preferred spoken and written language is?"

*This universal symbol for interpretive services at the top right of this document is from *Hablamos Juntos*, a Robert Wood Johnson funded project found at:

http://www.hablamosjuntos.org/signage/symbols/default.using_symbols.asp#bpw



TIPS FOR COMMUNICATING: ACROSS LANGUAGE BARRIERS

Limited English Proficient (LEP) patients are faced with language barriers that undermine their ability to understand information given by healthcare providers as well as instructions on prescriptions and medication bottles, appointment slips, medical education brochures, doctor's directions, and consent forms. They experience more difficulty (than other patients) processing information necessary to care for themselves and others.

Tips to Identify a Patient's Preferred Language

- Ask the patient for their preferred spoken and written language.
- Display a poster of common languages spoken by patients; ask them to point to their language of preference.

Post information relative to the availability of interpreter services.

Make available and encourage patients to carry "I speak..." or "Language ID" cards.

(Note: Many phone interpreter companies provide language posters and cards at no charge.)

Tips to Document Patient Language Needs

For all Limited English Proficient (LEP) patients, document preferred language in paper and/or electronic medical records.

- Post color stickers on the patient's chart to flag when an interpreter is needed.
(e.g. Orange =Spanish, Yellow=Vietnamese, Green=Russian).

Tips to Assessing which Type of Interpreter to Use

- Telephone interpreter services are easily accessed and available for short conversations or unusual language requests.
- Face-to-face interpreters provide the best communication for sensitive, legal or long communications.
- Trained bilingual staff provides consistent patient interactions for a large number of patients.
- For reliable patient communication, avoid using minors and family members.

Tips to Overcome Language Barriers

Use Simple Words	<ul style="list-style-type: none"> • Avoid jargon and acronyms • Provide educational material in the languages your patients read • Limit/avoid technical language
Speak Slowly	<ul style="list-style-type: none"> • Do not shout, articulate words completely • Use pictures, demonstrations, video or audiotapes to increase understanding • Give information in small chunks and verify comprehension before going on.
Repeat Information	<ul style="list-style-type: none"> • Always confirm patient's understanding of the information - patient's logic may be different from yours



TIPS FOR WORKING WITH INTERPRETERS

TELEPHONIC INTERPRETERS

- Tell the interpreter the purpose of your call. Describe the type of information you are planning to convey. *
- Enunciate your words and try to avoid contractions, which can be easily misunderstood as the opposite of your meaning, e.g., "can't - cannot." *
- Speak in short sentences, expressing one idea at a time.*
- Speak slower than your normal speed of talking, pausing after each phrase.*
- Avoid the use of double negatives, e.g., "If you don't appear in person, you won't get your benefits"*
- Instead, "You must come in person in order to get your benefits."
- Speak in the first person. Avoid the "he said/she said." *
- Avoid using colloquialisms and acronyms, e.g., "MFIP." If you must do so, please explain their meaning.*
- Provide brief explanations of technical terms, or terms of art, e.g., "Spend-down" means the client must use up some of his/her monies or assets in order to be eligible for services." *
- Pause occasionally to ask the interpreter if he or she understands the information that you are providing, or if you need to slow down or speed up in your speech patterns. If the interpreter is confused, so is the client. *
- Ask the interpreter if, in his or her opinion, the client seems to have grasped the information that you are conveying. You may have to repeat or clarify certain information by saying it in a different way.*
- **ABOVE ALL, BE PATIENT** with the interpreter, the client and yourself! Thank the interpreter for performing a difficult and valuable service. *
- The interpreter will wait for you to initiate the closing of the call and will be the last to disconnect from the call.

When working with an interpreter over a speakerphone or with dual head/handsets, many of the principles of on-site interpreting apply. The only additional thing to remember is that the interpreter is "blind" to the visual cues in the room. The following will help the interpreter do a better job. **

When the interpreter comes onto the line let the interpreter know the following: **

- Who you are
- Who else is in the room
- What sort of office practice this is
- What sort of appointment this is

For example, "Hello interpreter, this is Dr. Jameson, I have Mrs. Dominguez and her adult daughter here for Mrs. Dominguez' annual exam." **

- Give the interpreter the opportunity to introduce himself or herself quickly to the patient. **
- If you point to a chart, a drawing, a body part or a piece of equipment, describe what you are pointing to as you do it.**

ON-SITE INTERPRETERS

- Hold a brief meeting with the interpreter beforehand to clarify any items or issues that require special attention, such as translation of complex treatment scenarios, technical terms, acronyms, seating arrangements, lighting or other needs.
- For **face-to-face** interpreting, position the interpreter off to the side and immediately behind the patient so that direct communication and eye contact between the provider and patient is maintained.
- For **American Sign Language (ASL)** interpreting, it is usually best to position the interpreter next to you as the speaker, the hearing person or the person presenting the information, opposite the deaf or hard of hearing person. This makes it easy for the deaf or hard of hearing person to see you and the interpreter in their line of sight.
- **Be aware** of possible gender conflicts that may arise between interpreters and patients. In some cultures, males should not be requested to interpret for females.
- **Be attentive** to cultural biases in the form of preferences or inclinations that may hinder clear communication. For example, in some cultures, especially Asian cultures, “yes” may not always mean “yes.” Instead, “yes” might be a polite way of acknowledging a statement or question, a way of politely reserving one’s judgment, or simply a polite way of declining to give a definite answer at that juncture.
- **Greet the patient first**, not the interpreter. **
- During the medical interview, speak directly to the patient, not to the interpreter: “Tell me why you came in today” instead of “Ask her why she came in today.” **
- A professional interpreter will use the first person in interpreting, reflecting exactly what the patient said: e.g. “My stomach hurts” instead of “She says her stomach hurts.” This allows you to hear the patient’s “voice” most accurately and deal with the patient directly. **
- Speak at an even pace in relatively short segments; pause often to allow the interpreter to interpret. You do not need to speak especially slowly; this actually makes a competent interpreter’s job more difficult. **
- Don’t say anything that you don’t want interpreted; it is the interpreter’s job to interpret everything. **
- If you must address the interpreter about an issue of communication or culture, let the patient know first what you are going to be discussing with the interpreter. **





- Speak in: Standard English (avoid slang) **
 - Layman's terms (avoid medical terminology and jargon)
 - Straightforward sentence structure
 - Complete sentences and ideas
- Ask one question at a time. **
- Ask the interpreter to point out potential cultural misunderstandings that may arise. Respect an interpreter's judgment that a particular question is culturally inappropriate and either rephrase the question or ask the interpreter's help in eliciting the information in a more appropriate way. **
- Do not hold the interpreter responsible for what the patient says or doesn't say. The interpreter is the medium, not the source, of the message. **
- Avoid interrupting the interpretation. Many concepts you express have no linguistic or conceptual equivalent in other languages. The interpreter may have to paint word pictures of many terms you use.
- This may take longer than your original speech. **
- Don't make assumptions about the patient's education level. An inability to speak English does not necessarily indicate a lack of education. **
- Acknowledge the interpreter as a professional in communication. Respect his or her role. **

** "Addressing Language Access Issues in Your Practice - A Toolkit for Physicians and Their Staff Members," California Endowment website.

* "Limited English Proficiency Plan," Minnesota Department of Human Services: Helpful hints for using telephone interpreters (page 6).



TIPS FOR LOCATING INTERPRETER SERVICES

Steps I need to take to locate interpreter services:

- 1) Identify the languages spoken by your patients, and
- 2) Identify the language services available to meet these needs

For example:

Language spoken by my patients	Resources to help me communicate with patients
Spanish	Certified bilingual staff
Armenian	Telephone interpreter or in person interpreter

Identify the language capability of your staff (See Employee Language Skills Self-Assessment)
<ul style="list-style-type: none"> • Keep a list of available certified bilingual staff that can assist with LEP patients on-site.
<ul style="list-style-type: none"> • Ensure the competence of individuals providing language assistance by formally testing with a qualified bilingual proficiency testing vendor. Certified interpreters are HIPAA compliant.
<ul style="list-style-type: none"> • Do Not: Rely on staff other than certified bilingual/multilingual staff to communicate directly with individuals with limited English proficiency
<ul style="list-style-type: none"> • Do Not: Rely on a minor child to interpret or facilitate communication, except in an emergency involving an imminent threat to the safety or welfare of an individual or the public where there is no qualified interpreter for the individual with limited English proficiency immediately available. IF you use a minor, document the reason a minor was used.

Identify services available do not require an individual with limited English proficiency to provide his/her own interpreter
<ul style="list-style-type: none"> • Ask all health plans you work with if and when they provide interpreter services, including American Sign Language interpreters, as a covered benefit for their members.
<ul style="list-style-type: none"> • Identify community based qualified interpreter resources
<ul style="list-style-type: none"> • Create and provide to your staff policies and procedures to access interpreter services.
<ul style="list-style-type: none"> • Keep an updated list of specific telephone numbers and health plan contacts for language services.
<ul style="list-style-type: none"> • If you are coordinating interpreter services directly, ask the agency providing the interpreter how they determine interpreter quality.
<ul style="list-style-type: none"> • 711 relay services are available to assist in basic communication with deaf or hard of hearing patients. In some areas services to communicate with speech impaired individuals may also be available.

For further information, you may contact the National Council on Interpretation in Health Care, the Society of American Interpreters, the Translators & Interpreters Guild, the American Translators Association, or any local Health Care Interpreters association in your area.



LANGUAGE IDENTIFICATION FLASHCARDS

The sheets on the following page can be used as a tool to assist the office staff or physician in identifying the language that your patient is speaking. Pass the sheets to the patient and point to the English statement. Motion to have the patient read the other languages and to point to the language that the patient prefers. (Conservative gestures can communicate this.) Record the patient's language preference in their medical record.

The **Language Identification Flashcard** was developed by the U.S. Census Department and can be used to identify most languages that are spoken in the United States.

Printer friendly version of the Language Assistance Flashcard is on next page.



Interpreting Services Available

English Translation: Point to your language. An interpreter will be called. The interpreter is provided at no cost to you.

Arabic العربية أشر إلى لغتك. وسيتم الاتصال بمترجم فوري. كما سيتم إحضار المترجم الفوري مجانًا.	Laotian ພາສາລາວ ຊີ້ບອກພາສາທີ່ເຈົ້າເວົ້າໄດ້. ພວກເຮົາຈະຕິດຕໍ່ນາຍພາສາໃຫ້. ທ່ານບໍ່ຕ້ອງເສຍເງິນຄ່າແປໃຫ້ແກ່ນາຍແປພາສາ.
Armenian Հայերեն Նշեք, թե որ լեզվով եք խոսում: Թարգմանիչ կկանչենք: Թարգմանիչ ծառայությունները տրամադրվում են անվճար:	Portuguese Português Indique o seu idioma. Um intérprete será chamado. A interpretação é fornecida sem qualquer custo para você.
Bengali বাংলা আপনার ভাষার দিকে নির্দেশ করুন। একজন দ্বাভাষীকে ডাকা হবে। দ্বাভাষী আপনি নিখরচায় পাবেন।	Punjabi ਪੰਜਾਬੀ ਆਪਣੀ ਭਾਸ਼ਾ ਵੱਲ ਇਸ਼ਾਰਾ ਕਰੋ। ਜਿਸ ਮੁਤਾਬਕ ਇਕ ਦੁਭਾਸ਼ੀਆ ਬੁਲਾਇਆ ਜਾਵੇਗਾ। ਤੁਹਾਡੇ ਲਈ ਦੁਭਾਸ਼ੀਆ ਦੀ ਮੁਫਤ ਇੰਤਜ਼ਾਮ ਕੀਤਾ ਜਾਂਦਾ ਹੈ।
Cambodian (Khmer) ខ្មែរ (កម្ពុជា) សូមចង្អុលសភាសាអ្នក។ យើងនឹងហៅអ្នកបកប្រែភាសាមកជូន។ អ្នកបកប្រែភាសានឹងជួយអ្នកដោយមិនគិតថ្លៃ។	Russian Русский Укажите язык, на котором вы говорите. Вам вызовут переводчика. Услуги переводчика предоставляются бесплатно.
Chinese (Cantonese) 廣東話 請指認您的語言，以便為您提供免費的口譯服務。	Samoan Fa'asamoa Fa'asino lau gagana. Ole a vala'au se fa'amatala'upu. Ua saunia se fa'amatala'upu e aunoa ma se tau e te totogaiina.
Chinese (Mandarin) 普通话 请指认您的语言，以便为您提供免费的口译服务。	Somali Af-Soomaali Farta ku fiiqluqadaada... Waxa laguugu yeeri doonaa turjubaan. Turjubaanka wax lacagi kaaga bixi mayso.
Farsi (Persian) فارسی زبان مورد نظر خود را مشخص کنید. یک مترجم برای شما درخواست خواهد شد. مترجم بصورت رایگان در اختیار شما قرار می گیرد.	Spanish Español Señale su idioma y llamaremos a un intérprete. El servicio es gratuito.
Greek Ελληνικά Δείξτε τη γλώσσα σας και θα καλέσουμε ένα διερμηνέα. Ο διερμηνέας σας παρέχεται δωρεάν.	Tagalog Tagalog Ituro po ang inyong wika. Isang tagasalin ang ipagkakaloob nang libre sa inyo.
Hindi हिंदी अपनी भाषा को इंगित करें। जिसके अनुसार आपके लिए दुभाषिया बुलाया जाएगा। आपके लिए दुभाषिया की निशुल्क व्यवस्था की जाती है।	Thai ไทย ช่วยชี้ที่ภาษาที่ท่านพูด แล้วเราจะจัดหาล่ามให้ท่าน การใช้บริการไม่ต้องเสียค่าใช้จ่าย
Hmong Hmoob Taw rau koj hom lus. Yuav hu rau ib tug neeg txhais lus. Yuav muaj neeg txhais lus yam uas koj tsis tau them dab tsi.	Tongan Tongan Lea Faka-Tonga Tuhu'i mai ho'o lea fakafonua. `E ui ha fakatonulea. `Oki ta'etotongi kia `a e fakatonulea.
Japanese 日本語 あなたの話す言語を指してください。無料で通訳サービスを提供します。	Urdu اردو اپنی زبان پر اشارہ کریں۔ ایک ترجمان کو بلاجائے گا۔ ترجمان کا انتظام آپ پر بغیر کسی خرچ کے کیا جائے گا۔
Korean 한국어 귀하께서 사용하는 언어를 지정하시면 해당 언어 통역 서비스를 무료로 제공해 드립니다.	Vietnamese Tiếng Việt Hãy chỉ vào ngôn ngữ của quý vị. Một thông dịch viên sẽ được gọi đến, quý vị sẽ không phải trả tiền cho thông dịch viên.

Provided courtesy of Industry Collaboration Effort and LanguageLine Solutions.

COMMON SIGNS IN MULTIPLE LANGUAGES

You may use this tool to mark special areas in your office to help your Limited English Proficient (LEP) patients. It is suggested that you laminate each sign and post it.

English		Welcome
Español	<i>Spanish</i>	Bienvenido/a
Tiếng Việt	<i>Vietnamese</i>	Hân hạnh tiếp đón quý vị
中文	<i>Chinese</i>	歡迎

English		Registration
Español	<i>Spanish</i>	Oficina de Registro
Tiếng Việt	<i>Vietnamese</i>	Quầy tiếp khách
中文	<i>Chinese</i>	登記處

English		Cashier
Español	<i>Spanish</i>	Cajera
Tiếng Việt	<i>Vietnamese</i>	Quầy trả tiền
中文	<i>Chinese</i>	收銀部

English		Enter
Español	<i>Spanish</i>	Entrada
Tiếng Việt	<i>Vietnamese</i>	Lối vào
中文	<i>Chinese</i>	入口

English		Exit
Español	<i>Spanish</i>	Salida
Tiếng Việt	<i>Vietnamese</i>	Lối ra
中文	<i>Chinese</i>	出口





English		Restroom
Español	<i>Spanish</i>	Baños
Tiếng Việt	<i>Vietnamese</i>	Phòng vệ sinh
中文	<i>Chinese</i>	洗手間



COMMON SENTENCES IN MULTIPLE LANGUAGES (ENGLISH-SPANISH-VIETNAMESE-CHINESE)

This tool is designed for office staff to assist in basic entry level communication with Limited English Proficient (LEP) patients. Point to the sentences you wish to communicate and your LEP patient may read in his/her language of preference. The patient can then point to the next message.

English	Spanish / Español	Vietnamese / Tiếng Việt	Chinese / 中文
----------------	--------------------------	--------------------------------	---------------------

 **Point to a sentence**
  **Señale una frase**
  **Xin chỉ vào câu**
  **指向句子**

<i>Instructions</i>	<i>Instrucciones</i>	<i>Chỉ Dẫn</i>	<i>指示</i>
<i>We can use these cards to help us understand each other. Point to the sentence you want to communicate. If needed, later we will call an interpreter.</i>	<i>Podemos utilizar estas tarjetas para entendernos. Señale la frase que desea comunicar. Si necesita, después llamaremos a un intérprete.</i>	<i>Chúng ta có thể dùng những thẻ này để giúp chúng ta hiểu nhau. Xin chỉ vào câu dùng nghĩa quý vì muốn nói. Chúng tôi sẽ nhờ một thông dịch viên đến giúp nếu chúng ta cần nói nhiều hơn.</i>	<i>這卡可以幫助大家更明白對方。請指向您想溝通的句子，如有需要，稍後我們可以為您安排傳譯員。</i>



COMMON SENTENCES IN MULTIPLE LANGUAGES (ENGLISH-SPANISH-VIETNAMESE-CHINESE)

English	Spanish / Español	Vietnamese / Tiếng Việt	Chinese / 中文
---------	-------------------	-------------------------	--------------

∅ Point to a sentence ∅ Señale una frase ∅ Xin chỉ vào câu ∅ p 指向句子

<i>Courtesy statements</i>	<i>Frases de cortesía</i>	<i>Từ ngữ lịch sự</i>	禮貌敘述
Please wait.	Por favor espere (un momento).	Xin vui lòng chờ.	請等等
Thank you.	Gracias.	Cám ơn.	多謝
One moment, please.	Un momento, por favor.	Xin đợi một chút.	請等一會

∅ Point to a sentence ∅ Señale una frase ∅ Xin chỉ vào câu ∅ p 指向句子

<i>Patient may say....</i>	<i>El paciente puede decir...</i>	Bệnh nhân có thể nói...	病人可能會說...
My name is...	Mi nombre es ...	Tôi tên là...	我的名字是...
I need an interpreter.	Necesito un intérprete.	Chúng tôi cần thông dịch viên.	我需要一位傳譯員...
I came to see the doctor, because...	Vine a ver al doctor porque ...	Tôi muốn gặp bác sĩ vì...	我來見醫生是因為...
I don't understand.	No entiendo.	Tôi không hiểu.	我不明白

COMMON SENTENCES IN MULTIPLE LANGUAGES (ENGLISH-SPANISH-VIETNAMESE-CHINESE)

English	Spanish / Español	Vietnamese / Tiếng Việt	Chinese / 中文
---------	-------------------	-------------------------	--------------

\emptyset Point to a sentence	\emptyset Señale una frase	\emptyset Xin chỉ vào câu	\emptyset p 指向句子
Patient may say...	El paciente puede decir...	Bệnh nhân có thể nói...	病人可能會說...
Please hurry. It is urgent.	Por favor apúrese. Es urgente.	Vui lòng nhanh lên. Tôi có chuyện khẩn cấp.	請盡快，這是非常緊急。
Where is the bathroom?	Dónde queda el baño?	Phòng vệ sinh ở đâu?	洗手間在那裏？
How much do I owe you?	Cuánto le debo?	Tôi cần phải trả bao nhiêu tiền?	我欠您多少錢？
Is it possible to have an interpreter?	Es posible tener un intérprete?	Có thể nhờ một thông dịch viên đến giúp chúng ta không?	可否找一位傳譯員？

\emptyset Point to a sentence	\emptyset Señale una frase	\emptyset Xin chỉ vào câu	\emptyset 指向句子
Staff may ask or say...	El personal del médico le puede decir...	Nhân viên có thể hỏi hoặc nói...	職員可能會問或說...
How may I help you?	¿En qué puedo ayudarle?	Tôi có thể giúp được gì?	我怎樣可以幫您呢？
I don't understand. Please wait.	No entiendo. Por favor espere.	Tôi không hiểu. Xin đợi một chút.	我不明白，請等等。
What language do you prefer?	¿Qué idioma prefiere?	Quý vị thích dùng ngôn ngữ nào?	您喜歡用什麼語言呢： <ul style="list-style-type: none"> • Cantonese 廣東話 • Mandarin 國語
We will call an interpreter.	Vamos a llamar a un intérprete.	Chúng tôi sẽ gọi thông dịch viên	我們會找一位傳譯員。
An interpreter is coming.	Ya viene un intérprete.	Sẽ có một thông dịch viên đến giúp chúng ta.	傳譯員就快到。



COMMON SENTENCES IN MULTIPLE LANGUAGES (ENGLISH-SPANISH-VIETNAMESE-CHINESE)

English	Spanish / Español	Vietnamese / Tiếng Việt	Chinese / 中文
---------	-------------------	-------------------------	--------------

∅ Point to a sentence ∅ Señale una frase ∅ Xin chỉ vào câu ∅ p 指向句子

<i>Staff may ask or say...</i>	<i>El personal del médico le puede decir...</i>	<i>Nhân viên có thể hỏi hoặc nói...</i>	職員可能會問或說。。。
What is your name?	¿Cuál es su nombre?	Quý vị tên gì?	您叫什麼名字？
Who is the patient?	¿Quién es el paciente?	Ai là bệnh nhân?	誰是病人？
Please write <u>the patient's</u> :	Por favor escriba, acerca del <u>paciente</u> :	Xin viết lý lịch của <u>bệnh nhân</u> :	請寫出病人的:
Name	Nombre	Tên	姓名
Address	Dirección	Địa Chỉ	地址
Telephone number	Número de teléfono	Số Điện Thoại	電話號碼
Identification number	Número de identificación	Số ID	醫療卡號碼
Birth date:	Fecha de nacimiento:	Ngày Sinh:	出生日期:
Month/Day/Year	Mes/Día/Año	Tháng/Ngày/Năm	月/日/年
<i>Now, fill out these forms, please</i>	<i>Ahora, por favor conteste estas formas.</i>	<i>Bây giờ xin điền những đơn này.</i>	現在，請填寫這表格



COMMON SENTENCES IN MULTIPLE LANGUAGES \ (ENGLISH-SPANISH-FRENCH CREOLE)

This tool is designed for office staff to assist in basic entry-level communication with Limited English Proficient (LEP) patients. Point to the sentence you wish to communicate and your LEP patient may read it in his/her language of preference. The patient can then point to th next message.

English	Spanish / Español	Creole/ Kreyòl
----------------	--------------------------	-----------------------

∅ Point to a sentence

∅ Señale una frase

∅ Lonje dwèt ou sou yon fraz

<i>Instructions</i>	<i>Instrucciones</i>	<i>Esplikasyon</i>
<p><i>We can use these cards to help us understand each other. Point to the sentence you want to communicate. If needed, later we will call an interpreter.</i></p>	<p><i>Podemos utilizar estas tarjetas para entendernos. Señale la frase que desea comunicar. Si necesita, después llamaremos a un intérprete.</i></p>	<p><i>Nou kapab sèvi ak kat sa yo pou ede nou youn konprann lòt. Lonje dwèt ou sou sa ou vle di a. Si nou bezwen yon entèprèt, n ap voye chache youn apre.</i></p>



COMMON SENTENCES IN MULTIPLE LANGUAGES\ (ENGLISH-SPANISH-FRENCH CREOLE)

English	Spanish / Español	Creole/ Kreyòl
---------	-------------------	----------------

Point to a sentence	Señale una frase	Lonje dwèt ou sou yon fraz
<i>Courtesy statements</i>	<i>Frases de cortesía</i>	<i>Pawòl pou Koutwazi</i>
Please wait.	Por favor espere (un momento).	Tanpri, tann (yon moman)
Thank you.	Gracias.	Mèsi.
One moment, please.	Un momento, por favor.	Tann yon moman, tanpri.
<i>Patient may say....</i>	<i>El paciente puede decir....</i>	<i>Pasyan an kapab di</i>
My name is.....	Mi nombre es	Non mwen se....
I need an interpreter.	Necesito un intérprete.	Mwen bezwen yon enpèt
I came to see the doctor, because	Vine a ver al doctor porque	Mwen vin vè dokt a, paske....
I don't understand.	No entiendo.	Mwen pa konprann.
Please hurry. It is urgent.	Por favor apúrese. Es urgente.	Tanpri Ī vit. Sa ijan.
Where is the bathroom?	Dónde queda el baño?	Kote twaît la yo?
How much do I owe you?	Cuánto le debo?	Konbyen pou mwen peye?
Is it possible to have an interpreter?	Es posible tener un intérprete?	ske mwen ka gen yon enpèt?

COMMON SENTENCES IN MULTIPLE LANGUAGES \ (ENGLISH-SPANISH-FRENCH CREOLE)

English	Spanish / Español	Creole / Kreyòl
∅ Point to a sentence ∅ Señale una frase ∅ Lonje dwèt ou sou yon fraz		
<i>Staff may ask or say....</i>	<i>El personal del médico le puede decir...</i>	Anplwaye medikal la kapab di oubyen mande...
Please hold. I will be right back	Por favor espere un momento. Ya regreso.	Tanpri, tann yon moman. M ap tounen touswit.
How may I help you?	¿En qué puedo ayudarle?	Kisa mwèn ka f pou ou?
I don't understand. Please wait.	No entiendo. Por favor espere.	Mwen pa konprann. Tanpri, tann yon moman.
What language do you prefer?	¿Qué idioma prefirere?	Ki lang ou pito?
We will call an interpreter.	Vamos a llamar a un intérprete.	Nou pral rele yon enjèr.
An interpreter is coming.	Ya viene un intérprete.	Gen yon enjèr ki nan wout.
What is your name?	¿Cuál es su nombre?	Kouman ou rele?
Who is the patient?	¿Quién es el paciente?	Ki moun ki pasyan an?



COMMON SENTENCES IN MULTIPLE LANGUAGES\ (ENGLISH-SPANISH-FRENCH CREOLE)

English	Spanish / Español	Creole/ Kreyòl
---------	-------------------	----------------

⚡ Point to a sentence

⚡ Señale una frase

⚡ Lonje dwèt ou sou yon fraz

<i>Staff may ask or say....</i>	<i>El personal del médico le puede decir...</i>	<i>Anplwaye medikal la kapab di oubyen mande...</i>
Please write the patient's :	Por favor escriba, acerca del paciente :	Tanpri, ekri enfimasyon sa yo pou pasyan an :
Name	Nombre	Non
Address	Dirección	Adis
Telephone number	Número de teléfono	Nimewo telefòn
Identification number	Número de identificación	Nimewo didantite
Birth date:	Fecha de nacimiento:	Dat nesans:
Month / Day / Year	Mes / Día / Año	Mwa / Jou / Ane

<i>Now, fill out these forms, please</i>	<i>Ahora, por favor conteste estas formas.</i>	<i>Kounye a, ekri enfimasyon yo mande nan papye sa yo.</i>
--	--	--



EMPLOYEE LANGUAGE PRE-SCREENING TOOL

Dear Physician:

The attached prescreening tool is provided as a resource to assist you in identifying employees that may be eligible for formal language proficiency testing. Those who self-assess at 3 or above are candidates that are more likely to pass a professional language assessment.

This screening tool is not meant to serve as an assessment for qualified medical interpreters or meet the CA Language Assistance Program law or any other regulatory requirements.

Thank you

Printer friendly version of the **EMPLOYEE
LANGUAGE PRE SCREENING TOOL KIT**
provided on next page.



EMPLOYEE LANGUAGE PRE SCREENING TOOL KEY

Key Spoken Language	
(1)	Satisfies elementary needs and minimum courtesy requirements. Able to understand and respond to 2-3 word entry-level questions. May require slow speech and repetition.
(2)	Meets basic conversational needs. Able to understand and respond to simple questions. Can handle casual conversation about work, school, and family. Has difficulty with vocabulary and grammar.
(3)	Able to speak the language with sufficient accuracy and vocabulary to have effective formal and informal conversations on most familiar topics related to health care.
(4)	Able to use the language fluently and accurately on all levels related to health care work needs. Can understand and participate in any conversation within the range of his/her experience with a high degree of fluency and precision of vocabulary. Unaffected by rate of speech.
(5)	Speaks proficiently equivalent to that of an educated native speaker. Has complete fluency in the language, including health care topics, such that speech in all levels is fully accepted by educated native speakers in all its features, including breadth of vocabulary and idioms, colloquialisms, and pertinent cultural preferences. Usually has received formal education in target language.
Key Reading	
(1)	No functional ability to read. Able to understand and read only a few key words.
(2)	Limited to simple vocabulary and sentence structure.
(3)	Understands conventional topics, non-technical terms and health care terms.
(4)	Understands materials that contain idioms and specialized health care terminology; understands a broad range of literature.
(5)	Understands sophisticated materials, including those related to academic, medical and technical vocabulary.
Key Writing	
(1)	No functional ability to write the language and is only able to write single elementary words.
(2)	Able to write simple sentences. Requires major editing.
(3)	Writes on conventional and simple health care topics with few errors in spelling and structure. Requires minor editing.
(4)	Writes on academic, technical, and most health care and medical topics with few errors in structure and spelling.
(5)	Writes proficiently equivalent to that of an educated native speaker/writer. Writes with idiomatic ease of expression and feeling for the style of language. Proficient in medical, healthcare, academic and technical vocabulary.
Interpretation vs. Translation	<p>Interpretation: Involves spoken communication between two parties, such as between a patient and a pharmacist, or between a family member and doctor.</p> <p>Translation: Involves very different skills from interpretation. A translator takes a written document in one language and changes it into a document in another language, preserving the tone and meaning of the original.</p> <p><i>Source: University of Washington Medical Center</i></p>



**EMPLOYEE LANGUAGE PRESCREENING TOOL
(FOR CLINICAL AND NON-CLINICAL EMPLOYEES)**

This prescreening tool is intended for clinical and non-clinical employees who are bilingual and are being considered for formal language proficiency testing.

Employee's Name: _____ Department/Job Title: _____

Work Days: Mon / Tues/ Wed/ Thurs/ Fri/ Sat/ Sun Work Hours (Please Specify): _____

Directions: (1) List any/all language(s) or dialects you know.
(2) Indicate how fluently you speak, read and/or write each language

Language	Dialect, region, or country	Fluency: see attached key (Circle)			I would like to use my language skills to speak with patients (Circle)	I would like to use my reading language skills to communicate with patients (Circle)	I would like to use my language skills to write patient communications (Circle)
		Speaking	Reading	Writing	Yes No	Yes No	Yes No
1.		1 2 3 4 5	1 2 3 4 5	1 2 3 4 5	Yes No	Yes No	Yes No
2.		1 2 3 4 5	1 2 3 4 5	1 2 3 4 5	Yes No	Yes No	Yes No
3.		1 2 3 4 5	1 2 3 4 5	1 2 3 4 5	Yes No	Yes No	Yes No
4.		1 2 3 4 5	1 2 3 4 5	1 2 3 4 5	Yes No	Yes No	Yes No

TO BE SIGNED BY THE PERSON COMPLETING THIS FORM

I, _____, attest that the information provided above is accurate.

Date: _____



SCREENING QUESTIONS FOR INTERVIEWING TRANSLATION VENDORS

Request for Proposal (RFP) Questionnaire Screening questions for interviewing Translation Vendors
General Business Requirements Questions
1. What geographic areas do you currently serve?
2. Please indicate your areas of expertise (i.e. Medical/Health, Education, Law, etc.).
3. Is your company aware and automatically follow special certifications for states you provide services in/for?
4. Please list all languages currently available. List only languages that have at least one active translator currently and regularly available. Also list whether the translators available are native speakers and if so, where they are from.
5. Please list the 3-5 most common languages your organization translates.
6. Describe your process for translating documents based on regional dialects for one language. For example, how do you facilitate translating a document into Spanish for Southern California and New York?
7. Describe how your translation staff is knowledgeable in the sensitivities, norms, and regional dialects of various cultural groups?
8. Please list all national states and global countries you provide Services in.
9. What differentiates your company from your competition as it relates to the services outlined in this RFP?
10. Are you able to customize your services at the client level? Please provide an example of how you may customize other programs in place.
11. Is your company able to assign dedicated resource team to support services?
12. What percent of your current business is providing services within the health care industry?
13. Please define the language proficiency of medical terminology and use of health care industry language for employees providing services.
14. Do you use validated test instruments to assess your medical or health care terminology translators?
15. Do you support the most recent version of InDesign?
16. What is your process for ensuring software capabilities are up-to-date while still maintaining support for older file formats?
17. Can you produce translations on any day of the year?
18. What are your company's top three measures of a successful relationship between your company's organization and your clients? State how your company would measure and report each.
19. Please demonstrate how your company was flexible with an unusual client request.
20. What is your process to work with document owners to fine tune translations to match their specific target audience?



Request for Proposal (RFP) Questionnaire Screening questions for interviewing Translation Vendors
21. Do you maintain a translation glossary for each of your clients? (Glossary- a set of terms and their preferred translation)
22. Are you open to the total translation memory being provided to us (health plan) upon request?
23. Can you provide Spanish translations and translations into traditional Chinese characters within 24 hours?
Administration Questions
1. What are your standard hours of operation?
2. Do you have a privacy and confidentiality policy? If yes, please describe.
3. What are your policies regarding direct contact between a translator and the client?
4. What is the average amount of time to complete a translated document from receipt to delivery?
5. How much advance notice is needed to request translation services?
Customer Service Questions
1. Please describe your Customer Service model for these services.
2. Please describe the grievance and complaint escalation process and resolution of service issues?
3. What is the experience level of project management team with localization and cultural adaptation?
4. What is the coverage of services for different time zones?
5. Do you provide full or partial services on holidays and weekends?
6. Describe new hire onboarding and ongoing training and specialized health care industry training provided to staff and/or contracted individuals.
7. Please explain your capabilities to ensure cultural adaptation.
Service Level Questions
1. Please list and describe your standard Service Levels. You may attach them separately.
2. Do you offer service guarantees? If yes, please provide.
Translation Services Questions
1. How long has your company been providing Translation Services as part of its offering?
2. Process - Please provide an overview of your full Translation Services process from initial engagement from customer to completion.
3. Please translate the provided document labeled "XXXX"
Quality Assurance Practices/Proficiencies Questions
1. Please describe the process for screening potential interpreters and translators.
2. What are the educational credentials of your translators? Do your credentialed translators do all the translation work or do they merely supervise the work of others?
3. Are your translator's employees of the company or are they contracted employees? What percentage belongs to each group (% employees and % contracted)?



Request for Proposal (RFP) Questionnaire Screening questions for interviewing Translation Vendors

4. Please indicate which of the following skills are evaluated in an initial screening or translators: <input type="checkbox"/> Basic Language Skills <input type="checkbox"/> Cultural Awareness <input type="checkbox"/> Written Translation Skills <input type="checkbox"/> Industry Specific Terminology <input type="checkbox"/> Ethics <input type="checkbox"/> Others (Please explain)
5. What training program is provided to translators once they have been hired? Please include details of any in-house or outsourced training including number of hours, topics covered, etc.
6. Is continuing education required? If yes, how many hours per year?
7. What percentage of your translators are certified by: <input type="checkbox"/> Internal Process <input type="checkbox"/> Federal Court <input type="checkbox"/> State Process <input type="checkbox"/> Private External Organization (please list)
8. Describe your internal quality control or monitoring process.
9. What system do you have in place to resolve complaints?
10. Please describe your accuracy standards. What guarantees do you provide? Would you be willing to put 20 percent of your fees at risk contingent upon meeting agreed-upon guaranteed standards? Would you consider a Service Level Agreement (SLA)? If so, what standards do you customarily include in an SLA?
11. Do you provide an attestation or Certificate of Authenticity or equivalent document? If so, please provide a sample.
12. Please list all certifications and all other QM certifications your company holds/maintains.
13. Please describe your Quality Assurance program.
14. How often does your company review and revise the quality program?
15. How does your company ensure quality of services, including linguists and document translations, and actions for substandard performance?
16. Do you have a process to guarantee consistency between translations from multiple linguists? Please define this process and describe the process to ensure localization, terminology consistency, accuracy and appropriate literacy.
17. Describe your quality control processes. What do you have in place to assure that structure and format are precisely the same as the English original
18. How long has your company been providing Proficiency and Certification Services as part of its offering?
19. Please provide an overview of your Proficiency and Certification Service program.
20. Does your program include examination of general language usage in formal and professional context? Please Define.
21. Does your program include examination of fluency in the assessment language?
22. Describe industry experience and Supplier ability to use terminology and phrases in the assessment language that is specific to the healthcare industry
23. What type of reporting/scoring system does your program use to determine examinees proficiency level in the assessment language. The proficiency level describes the examinee's performance in several areas of oral language proficiency. If applicable, please include sample scorecard.



Request for Proposal (RFP) Questionnaire Screening questions for interviewing Translation Vendors

Experience Questions

1. How long have you been in business?
2. Please provide at least three references.
3. Please list current health care organization clients for whom you have provided written translation services. Please list the types of documents that have been translated for health care clients.
4. Can your organization guarantee that translators working on <<client's name>> documents will have had experience translating health care documents?
5. How do you address the uniqueness of some terminology that occurs in health care, particularly complementary health care?
6. Please describe your experience in translating health web sites and images. If applicable, please provide the names of client for which you have provided this service.
7. Do you currently or have you furnished translation services to any federal, state or local agency? If yes, list the organization and type of service provided.
8. Describe your range of graphic design/desktop publishing services that you provide, including both print and Web. Please indicate the number of staffed designers you have and the design software (PC/Mac Quark, InDesign, PageMaker, Illustrator, Freehand, Photoshop, Dream weaver, etc.) your staff uses to create brochures, flyers, and other marketing/education materials. Please provide a breakdown of the additional costs and average turnaround times associated with your graphic design services, including making changes or edits.
9. Describe whether or not your services include the review of culturally sensitive images and text. For example, do your services include the review of images within a graphic document in order to determine whether they are culturally sensitive and appropriate?

Reporting Questions

1. Do you offer a standard reporting package? If yes, please attach.
2. Do you provide reports confirming language proficiency of employees or contractors that provide services?

Fee Questions

1. Please describe your pricing practices and fee schedule.
2. Do you provide estimates for work to be performed? If so, please provide a quote to translate the attached documents into Spanish?
3. What kind of volume discounts do you offer?
4. Do you offer services on a single use basis?
5. What information is provided on billing statements? Please include a sample.



Request for Proposal (RFP) Questionnaire Screening questions for interviewing Translation Vendors

6. What is your pricing/billing policy for making edits or changes to documents translated? For a document that is 40 pages in length, what would the cost be to translate into 6 languages by in-country translators:

<input type="checkbox"/> Simplified Chinese for China	<input type="checkbox"/> Japanese
<input type="checkbox"/> Canadian French	<input type="checkbox"/> Russian
<input type="checkbox"/> Brazilian Portuguese	<input type="checkbox"/> Argentine Spanish
7. What is your pricing/billing policy for making edits or changes to documents translated? For a document that is 40 pages in length, what would the cost be to translate into 6 languages by in-country translators:

<input type="checkbox"/> Simplified Chinese for China	<input type="checkbox"/> Japanese
<input type="checkbox"/> Canadian French	<input type="checkbox"/> Russian
<input type="checkbox"/> Brazilian Portuguese	<input type="checkbox"/> Argentine Spanish
8. What guarantees are available if the work produced does not meet our expectations?
9. What is your flexibility and cost implication of translating a document into different dialects of one language? Are multiple dialects the same cost as multiple languages?
10. Are your prices the same for all languages; common and rarely spoken?
11. <<Client's name>> generally remits payment within 45 days of invoice date. Please indicate if this is not acceptable? What are your standard payment terms?
12. Please list and describe any fees associated with your program(s) and please list all rates associated with different languages, countries, processes, e.g. project management, engineering, translation or telephonic per minute rates, etc.
13. Do you provide pricing for leveraged (previously translated) words?
14. Are all translations priced per word or is there a minimum charge per document? For example if the content to be translated is 50 words, is the pricing per word or based on a minimum word count?
15. Do you charge for attestations, desk top publishing, rush jobs or providing documents in many different programs such as providing the same document in Word, PDF and In-Design or Quark?

Technology Questions

1. Do you use a submission portal? If so, is all communication via the submission portal?
2. What technology is used to manage translation memory?



**SECTION C: RESOURCES TO INCREASE AWARENESS OF
CULTURAL BACKGROUNDS AND ITS IMPACT ON
HEALTH CARE DELIVERY**



A GUIDE TO INFORMATION IN SECTION C

Resources to Increase Awareness of Cultural Background and its Impact on Health Care Delivery

Everyone approaches illness as a result of their own experiences, including education, social conditions, economic factors, cultural background, and spiritual traditions, among others. In our increasingly diverse society, patients may experience illness in ways that are different from their health professional's experience. Sensitivity to a patient's view of the world enhances the ability to seek and reach mutually desirable outcomes. If these differences are ignored, unintended outcomes could result, such as misunderstanding instructions and poor compliance.

The following tools are intended to help you review and consider important factors that may have an impact on health care. Always remember that even within a specific tradition, local and personal variations in belief and behavior exist. Unconscious stereotyping and untested generalizations can lead to disparities in access to service and quality of care. The bottom line is: if you don't know your patient well, ask respectful questions. Most people will appreciate your openness and respond in kind.

The following materials are available in this section:

What is Health Disparities/Health Equity?	A detailed description of Health Disparities
Let's Talk About Sex	A guide to help you understand and discuss gender roles, modesty, and privacy preferences that vary widely among different people when taking sexual health history information.
Delivering Care to Lesbian, Gay, bisexual or Transgender (LGBT)	A guide to the Lesbian, Gay, Bisexual or Transgender communities.
Cultural Background – Information on Special Topics	Points of reference to become familiar with diverse cultural backgrounds.
Effectively Communicating with the Elderly	A tip sheet on how to better communicate with elderly patients.
Pain Management Across Cultures	A guide to help you understand the ways people may use to describe pain and approach to treatment options.



HEALTH EQUITY, HEALTH EQUALITY AND HEALTH DISPARITIES

What does health equity mean?

Health Equity is attainment of the highest level of health for all people.

Achieving health equity requires valuing everyone equally with focused and ongoing societal efforts to address avoidable inequalities, historical and contemporary injustices, and the elimination of health and health care disparities.

Source: http://minorityhealth.hhs.gov/npa/files/Plans/NSS/NSS_05_Section1.pdf

What are health disparities and why do they matter to all of us?

A health disparity is a particular type of health difference that is closely linked with social or economic disadvantage.

Health disparities adversely affect groups of people who have systematically experienced greater social and/or economic obstacles to health and/or a clean environment based on:

- Racial or ethnic group
- Religion
- Socioeconomic status
- Gender
- Age
- Mental health
- Cognitive, sensory, or physical disability
- Sexual orientation
- Geographic location
- Other characteristics historically linked to discrimination or exclusion

Source: <http://minorityhealth.hhs.gov/npa>

Health disparities matter to all of us. Here are just 2 examples of what can happen when there are disparities...

Example 1: *A man who speaks only Spanish is not keeping his blood sugar under control because he does not understand how to take his medication. As a result, he suffers permanent vision loss in one eye.*

Example 2: *A gay man is treated differently after telling office staff that he is married to a man, and feels so uncomfortable that he does not tell the doctor his serious health concerns. As a result, he does not get the tests that he needs, his cancer goes untreated, and by the time he is diagnosed his tumor is stage 4.*



The Difference between Health Equality and Health Equity

Why treating everyone the same, without acknowledgement of diversity and the need for differentiation, may be clinically counterproductive

Equality denotes that everyone is at the same level. **Equity** refers to the qualities of justness, fairness, impartiality and evenhandedness, while equality is about equal sharing and exact division. Source: <http://www.differencebetween.net/language/difference-between-equity-and-equality>

Health equity is different from health equality. The term refers specifically to the **absence of disparities in controllable areas** of health. It may not be possible to achieve complete health equality, as some factors are beyond human control. Source: World Health Organization, <http://www.who.int.healthsystems/topics/equity>

An example of **health inequality** is when one population dies younger than another because of genetic differences that cannot be controlled. An example of **health inequity** is when one population dies younger than another because of poor access to medications, which is something that could be controlled. Source: Kawachi I., Subramanian S., Almeida-Filho N. "A glossary for health inequalities. *J Epidemiol Community Health* 2002; 56:647-652.

Health Equity and Culturally and Linguistically Appropriate Services (CLAS)

How are they connected?

Health inequities in our nation are well documented. The provision of culturally and linguistically appropriate services (CLAS) is one strategy to help eliminate health inequities.

By tailoring services to an individual's culture and language preference, you can help bring about **positive health outcomes** for diverse populations.

The provision of health care services that **are respectful of and responsive to the health beliefs, practices and needs of diverse patients** can help close the gap in health care outcomes.

The pursuit of health equity must remain at the forefront of our efforts. We must always remember that dignity and quality of care are rights of all and not the privileges of a few.

For more background and information on CLAS, visit <https://www.thinkculturalhealth.hhs.gov>

Plans for Achieving Health Equity and What You Can Do

With growing concerns about health inequities and the need for health care systems to reach increasingly diverse patient populations, cultural competence has become more and more a matter of national concern.

As a health care provider, you can take the first step to improve the quality of health care services given to diverse populations.

By learning to be more **aware of your own cultural beliefs** and more responsive to those of your patients, you and your office staff can think in ways you might not have before. That can lead to self-awareness and, over time, changed beliefs and attitudes that will translate into **better health care**.

Knowing your patients and making sure that you **collect and protect specific data**, for example their preferred spoken and written languages, can have a major impact on their care.

The website <https://www.thinkculturalhealth.hhs.gov>, sponsored by the Office of Minority Health, offers the latest resources and tools to promote cultural and linguistic competency in health care.

You may access free and accredited continuing education programs as well as tools to help you and your organization provide respectful, understandable and effective services.

Source: Think Cultural Health (TCH), <https://www.thinkculturalhealth.hhs.gov> **Think Cultural Health** is the flagship initiative of the OMH Center for Linguistic and Cultural Competence in Health Care. The goal of **Think Cultural Health** is to Advance Health Equity at Every Point of Contact through the development and promotion of culturally and linguistically appropriate services

Who else is addressing Health Disparities?

Many groups are working to address health disparities, including community health workers, patient advocates, hospitals, and health plans as well as government organizations.

The Affordable Care Act (ACA) required the establishment of Offices of Minority Health within six agencies of the Department of Health and Human Services (HHS):



- Agency for Healthcare Research and Quality (AHRQ)
- Centers for Disease Control and Prevention (CDC)
- Centers for Medicare & Medicaid Services (CMS)
- Food and Drug Administration (FDA)
- Health Resources and Services Administration (HRSA)
- Substance Abuse and Mental Health Services Administration (SAMHSA)

These offices join the HHS Office of Minority Health and NIH National Institute on Minority Health and Health Disparities to lead and coordinate activities that improve the health of racial and ethnic minority populations and eliminate health disparities. Source: Offices of Minority <http://minorityhealth.hhs.gov>

Links to key resources for providers who want to end health disparities

- National Partnership for Action to End Health Disparities, <http://minorityhealth.hhs.gov/npa>
- Offices of Minority Health at HHS, <http://minorityhealth.hhs.gov>
- Think Cultural Health, <https://www.thinkculturalhealth.hhs.gov>



LET'S TALK ABOUT SEX

Consider the following strategies when navigating the cultural issues surrounding the collection of sexual health histories.

Areas of Cultural Variation	Points To Consider	Suggestions
Gender Roles	<ul style="list-style-type: none"> Gender roles vary and change as the person ages (i.e. women may have much more freedom to openly discuss sexual issues as they age). A patient may not be permitted to visit providers of the opposite sex unaccompanied (i.e. a woman's husband or mother-in-law will accompany her to an appointment with a male provider). Some cultures prohibit the use of sexual terms in front of someone of the opposite sex or an older person. Several family members may accompany an older patient to a medical appointment as a sign of respect and family support. 	<ul style="list-style-type: none"> Before entering the exam room, tell the patient and their companion exactly what the examination will include and what needs to be discussed. Offer the option of calling the companion(s) back into the exam room immediately following the physical exam. As you invite the companion or guardian to leave the exam room, have a health professional of the same gender as the patient standing by and re-assure the companion or guardian that the person will be in the room at all times. Use same sex non-family members as interpreters.
Sexual Health and Patient Cultural Background	<ul style="list-style-type: none"> If a sexual history is requested during a non-related illness appointment, patients may conclude that the two issues – for example, blood pressure and sexual health are related. In many health belief systems there are connections between sexual performance and physical health that are different from the Western tradition. Example: Chinese males may discuss sexual performance problems in terms of a “weak liver. Be aware that young adults may not be collecting sexual history information is part of preventive care and is not based on an assumption that sexual behaviors are taking place. Printed materials on topics of sexual health may be considered inappropriate reading materials. 	<ul style="list-style-type: none"> Explain to the patient why you are requesting sexually related information at that time. For young adults, clarify the need for collecting sexual history information and consider explaining how you will protect the confidentiality of their information. Offer sexual health education verbally. Whenever possible, provide sexual health education by a health care professional who is the same t. gender as the patient



Areas of Cultural Variation	Points To Consider	Suggestions
<p>Confidentiality Preferences</p>	<ul style="list-style-type: none"> • Patients may not tell you about their preferences and customs surrounding the discussion of sexual issues. You must watch their body language for signals or discomfort, or ask directly how they would like to proceed. • A patient may be required to bring family members to their appointment as companions or guardians. Printed materials on topics of sexual health may be considered inappropriate reading materials. • Be attentive to a patient's body language or comments that may indicate that they are uncomfortable discussing sexual health with a companion or guardian in the room. 	<ul style="list-style-type: none"> • It may help to apologize for the need to ask sexual or personal questions. Apologize and explain the necessity. • Try to offer the patient a culturally acceptable way to have a confidential conversation. For example: "To provide complete care, I prefer one-on-one discussions with my patients. However, if you prefer, you may speak with a female/male nurse to complete the initial information." • Inform the patient and the accompanying companion(s) of any applicable legal requirements regarding the collection and protection of personal health information.

LESBIAN, GAY, BISEXUAL OR TRANSGENDER (LGBT)

Communities are made up of many diverse cultures, sexual orientations, and gender identities. Individuals who identify as lesbian, gay, bisexual or transgender (LGBT)¹ may have unmet health and health care needs resulting in health disparities. In fact, the LGBT community is subject to a disproportionate number of health disparities and is at higher risk for poor health outcomes.

According to Healthy People 2020², LGBT health disparities include:

Psychosocial Considerations

- Youth are 2 to 3 times more likely to attempt suicide and are more likely to be homeless.
- LGBT populations have the highest rates of tobacco, alcohol, and other drug use.
- Elderly LGBT individuals face additional barriers to health because of isolation and a lack of social services and culturally competent providers.

Clinical Considerations

- Lesbians are less likely to get preventive services for cancer; along with bisexual females are more likely to be overweight or obese.
- Gay men are at higher risk of HIV and other STDs, especially among communities of color.
- Transgender individuals have a high prevalence of HIV/STDs, victimization, mental health issues, and suicide and are less likely to have health insurance than straight or LGB individuals.



Visit glma.org for more information about:

- Creating a welcoming environment,
- General guidelines (including referral resources),
- Confidentiality, and
- Sensitivity training.

Visit glaad.org for additional resources on how to fairly and accurately report on transgender people

¹ The term LGBT is used as an umbrella term to describe a person's sexual orientation or gender identity/expression including (but not limited to) lesbian, gay, bisexual, transgender, queer, questioning, intersex, and asexual. Transgender is an umbrella term for a person who's gender identity or expression does not match their sex assigned at birth.

² <https://www.healthypeople.gov/2020/topics-objectives/topic/lesbian-gay-bisexual-and-transgender-health>



Do not use any gender or sexual orientation terms to identify your patient without verifying how they specifically self-identify.

Resources to Increase Awareness of Cultural Backgrounds and its Impact on Health Care Delivery

- [GLMA cultural competence webinar series](#)
- [Providing Enhanced Resources Cultural Competency Training](#)
- [LGBT Health Resources](#)
- [Equal Employment Opportunity Commission](#) for your local EEOC field office
- [Creating an LGBT Friendly Practice](#)
- [LGBT Training Curricula for Behavioral Health and Primary Care Practitioners](#)
- [Preventing Discrimination](#)
- [Bullying Policies & Laws](#)

CULTURAL BACKGROUND INFORMATION ON SPECIAL TOPICS

Use of Alternative or Herbal Medications

- People who have lived in poverty, or come from places where medical treatment is difficult to get, will often come to the doctor only after trying many traditional or home treatments. Usually patients are very willing to share what has been used if asked in an accepting, nonjudgmental way. This information is important for the accuracy of the clinical assessment.



- Many of these treatments are effective for treating the symptoms of illnesses. However, some patients may not be aware of the difference between treating symptoms and treating the disease.
- Some treatments and “medicines” that are considered “folk” medicine or “herbal” medications in the United States are part of standard medical care in other countries. Asking about the use of medicines that are “hard to find” or that are purchased “at special stores” may get you a more accurate understanding of what people are using than asking about **“alternative,” “traditional,” “folk,” or “herbal” medicine.**

Pregnancy and Breastfeeding

- Preferred and acceptable ages for a first pregnancy vary from culture to culture. Latinos are more accepting of teen pregnancy; in fact it is quite common in many of the countries of origin. Russians tend to prefer to have children when they are older. It is important to understand the cultural context of any particular pregnancy. Determine the level of social support for the pregnant women, which may not be a function of age.



- Acceptance of pregnancy outside of marriage also varies from culture to culture and from family to family. In many Asian cultures there is often a profound stigma associated with pregnancy outside of marriage. However, it is important to avoid making assumptions about how welcome any pregnancy may be.
- Some Vietnamese and Latino women believe that colostrum is not good for a baby. An explanation from the doctor about why the milk changes can be the best tool to counter any negative traditional beliefs.
- The belief that breastfeeding works as a form of birth control is very strongly held by many new immigrants. It is important to explain to them that breastfeeding does not work as well for birth control if the mother gets plenty of good food, as they are more able to do here than in other parts of the world.

Weight

- In many poor countries, and among people who come from them, “chubby” children are viewed as healthy children because historically they have been better able to survive childhood diseases. Remind parents that sanitary conditions and medical treatment here protect children better than extra weight.
- In many of the countries that immigrants come from, weight is seen as a sign of wealth and prosperity. It has the same cultural value as extreme thinness has in our culture – treat it as a cultural as well as a medical issue for better success.

Infant Health

- It is very important to avoid making too many positive comments about a baby's general health.
 - Among traditional Hmong, saying a baby is “pretty” or “cute” may be seen as a threat because of fears that spirits will be attracted to the child and take it away
 - Some traditional Latinos will avoid praise to avoid attracting the “evil eye”
 - Some Vietnamese consider profuse praise as mockery
- It is often better to focus on the quality of the mother's care – “the baby looks like you take care of him well.”
- Talking about a new baby is an excellent time to introduce the idea that preventive medicine should be a regular part of the new child's experience. Well-baby visits may be an entirely new concept to some new mothers from other countries. Protective immunizations are often the most accepted form of preventive medicine. It may be helpful to explain well-baby visits and check-ups as a kind of extension of the immunization process.

Substance Abuse

- When asking question regarding issues of substance (or physical) abuse, concerns about family honor and privacy may come into play. For example, in Vietnamese and Chinese cultures family loyalty, hierarchy, and filial piety are of the utmost importance and may therefore have a direct effect on how a patient responds to questioning, especially if family members are in the same room. Separating family members, even if there is some resistance to the idea, may be the only way to accurately assess some of these problems.



- Gender roles are often expressed in the use or avoidance of many substances, especially alcohol and cigarettes. When discussing and treating these issues the social component of the abuse needs to be considered in the context of the patient's culture.
- Alcohol is considered part of the meal in many societies, and should be discussed together with eating and other dietary issues.



Physical Abuse

- Ideas about acceptable forms of discipline vary from culture to culture. In particular, various forms of corporal punishment are accepted in many places. Emphasis must be placed on what is acceptable **here**, and what may cause physical harm.
- Women may have been raised with different standards of personal control and autonomy than we expect in the United States. They may be accepting physical abuse *not* because of feelings of low self-esteem, but because it is socially accepted among their peers, or because they have nobody they can go to with their concerns. It is important to treat these cases as social rather than psychological problems.
- Immigrants learn quickly that abuse is reported and will lead to intervention by police and social workers. Even victims may not trust doctors, social workers, or police. It may take time and repeated visits to win the trust of patients. Remind patients that they do not have to answer questions (silence may tell you more than misleading answers). Using depersonalized conversational methods will increase success in reaching reluctant patients.
- Families may have members with conflicting values and rules for acceptable behavior that may result in conflicting reports about suspected physical abuse. This does not necessarily mean that anyone is being deceptive, just seeing things differently. This may cause special difficulties for teens who may have adopted new cultural values common to Western society, but must live in families that have different standards and behaviors.
- Behavioral indicators of abuse are different in different cultures. Many people are not very emotionally and physically expressive of physical and mental pain. Learn about the cultural norms of your patient populations to avoid overlooking or misinterpreting unknown signs of trauma.
- Do not confuse physical evidence of traditional treatments with physical abuse. Acceptable traditional treatments, such as coin rubbing or cupping, may leave marks on the skin, which look like physical abuse. Always consider this possibility if you know the family uses traditional home remedies.

Communicating with the Elderly

- Always address older patients using formal terms of address unless you are directly told that you may use personal names. Also remind staff that they should do the same.
- Stay aware of how the physical setting may be affecting the patient. Background noise, glaring or reflecting light, and small print forms are examples of things that may interfere with communication. The patients may not say anything, or even be aware that something physical is interfering with their understanding.
- Stay aware that many people believe that giving a patient a terminal prognosis is unlucky or will bring death sooner and families may not want the patient to know exactly what is expected to happen. If the family has strong beliefs along these lines the patient probably shares them. Follow ethical and legal requirements, but stay cognizant of the patient's cultural perspective. Offer the opportunity to learn the truth, at whatever level of detail desired by the patient.
- It is important to explain the specific needs for having an advance directive before talking about the treatment choices and instructions. This will help alleviate concerns that an advance directive is for the benefit of the medical staff rather than the patient.
- Elderly, low-literacy patients may be very skilled at disguising their lack of reading skills and may feel stigmatized by their inability to read. If you suspect this is the case you should not draw attention to this issue but seek out other methods of communication.





EFFECTIVELY COMMUNICATING WITH THE ELDERLY

Older Adult Communication from Your Patients Perspective	
I Wish You Knew...	I Wish You Would Do...
<i>I want to be respected and addressed formally. I appreciate empathy.</i>	Introduce yourself and greet me with Mr., Mrs. or Ms. Avoid using overly friendly terms, patronizing speech such as "honey, dear" and baby talk. Be empathetic and try to see through my lens.
<i>I want to be spoken to directly, even if my caregiver is with me. I want to participate in the conversation and in making decisions.</i>	Don't assume I cannot understand or make decisions. Include me in the conversation. Speak to me directly and check for understanding.
<i>I can't hear well with lots of background noise and it is hard to see with glaring or reflecting light.</i>	When possible, try to find a quiet place when speaking to hard of hearing patients. If there is unavoidable noise, speak clearly, slower and with shorter phrases as needed. Adjust glare or reflecting light as much as possible
<i>I may have language barrier and cultural beliefs that may affect adherence to the treatment plan.</i>	Offer language assistance to help us better understand each other. Ask about cultural beliefs that may impact my adherence to the treatment plan. (See Kleinman's Questions)
<i>Medical jargon and acronyms confuse me.</i>	Use layperson language, not acronyms or popular slang terms.
<i>I respect my doctor and am not always comfortable asking questions. I don't like to be rushed.</i>	Encourage questions. Avoid interrupting or rushing me. Don't make me feel like you do not have time to hear me out. Give me time to ask questions and express myself. After you ask a question, allow time for responses. Do not jump quickly from one topic to another without an obvious transition.
<i>Nodding my head doesn't always mean I understand,</i>	Focus on what is most important for me to know. Watch for cues to guide communication and information sharing. Ask questions to see if I truly comprehend. Check for understanding using Teach-Back.
<i>I need instructions to take home with me. I may be very skilled at disguising my lack of reading skills and may be embarrassed to tell you.</i>	Explain what will happen next. Watch for cues that indicate vision or literacy issues to inform you about the best way to communicate with me. Don't draw too much attention to my reading skills. Seek appropriate methods to effectively communicate with me, including large font and demonstration.
<i>Some topics such as advance directives or a terminal prognosis are very sensitive for me.</i>	<p>Explain the specific need of having an advance directive before talking about treatment choices to help me alleviate my concern that this advance directive is for the benefit of the medical staff and not me.</p> <p>Related to a terminal prognosis, follow ethical and legal requirements, but be aware of my cultural perspective. Offer me the opportunity to learn the truth, at whatever level of detail that I desire. My culture may be one that believes that giving a terminal prognosis is unlucky or will bring death sooner and my family and I may not want you to tell me directly.</p>



Resources

- The Gerontological Society of America
http://aging.arizona.edu/sites/aging/files/activity_1_reading_1.pdf
- American Speech Language Hearing Association
<http://www.asha.org/public/speech/development/Communicating-Better-With-Older-People/>
- Administration for Community Living DHHS
http://www.aoa.acl.gov/AoA_Programs/Tools_Resources/Older_Adults.aspx
- The **LOOK CLOSER, SEE ME** Generational Diversity and Sensitivity training program
http://nursing.uc.edu/content/dam/nursing/docs/CFAWD/LookCloserSeeMe/Module%204_GDS_T_Reference%20Guide.pdf



PAIN MANAGEMENT ACROSS CULTURES

Your ability to provide adequate pain management to some patients can be improved with a better understanding of the differences in the way people deal with pain. Here is some important information about the cultural variations you may encounter when you treat patients for pain management.

These tips are generalizations only. It is important to remember that each patient should be treated as an individual.

Areas of Cultural Variation	Points to Consider	Suggestions
Reaction to pain and expression of pain	<ul style="list-style-type: none"> Cultures vary in what is considered acceptable expression of pain. As a result, expression of pain will vary from stoic to extremely expressive for the same level of pain. Some men may not verbalize or express pain because they believe their masculinity will be questioned. 	<ul style="list-style-type: none"> Do not mistake lack of verbal or facial expression for lack of pain. Under-treatment of pain is a problem in populations where stoicism is a cultural norm. Because the expression of pain varies, ask the patient what level, or how much, pain relief they think they need. Do not be judgmental about the way someone is expressing their pain, even if it seems excessive or inappropriate to you. The way a person in pain behaves is socially learned.
Spiritual and religious beliefs about using pain medication	<ul style="list-style-type: none"> Members of several faiths will not take pain relief medications on religious fast days, such as Yom Kippur or daylight hours of Ramadan. For these patients, religious observance may be more important than pain relief. Other religious traditions forbid the use of narcotics. Spiritual or religious traditions may affect a patient's preference for the form of medication delivery, oral, IV, or IM. 	<ul style="list-style-type: none"> Consultation with the family and Spiritual Counselor will help you assess what is appropriate and acceptable. Variation from standard treatment regimens may be necessary to accommodate religious practices. Accommodating religious preferences, when possible, will improve the effectiveness of the pain relief treatment. Offer a choice of medication delivery. If the choice is less than optimal, ask why the patient has that preference and negotiate treatment for best results.
Beliefs About Drug Addiction	<ul style="list-style-type: none"> Recent research has shown that people from different genetic backgrounds react to pain medication differently. Family history and community tradition may contain evidence about specific medication effects in the population. Past negative experience with pain medication shapes current community beliefs, even if the 	<ul style="list-style-type: none"> Be aware of potential differences in the way medication acts in different populations. A patient's belief that they are more easily addicted may have a basis in fact. Explain how the determination of type and amount of medication is made. Explain changes from past practices.



Areas of Cultural Variation	Points to Consider	Suggestions
<p>Use of Alternative Pain relief Treatment</p>	<p>medications and doses have changed.</p> <ul style="list-style-type: none"> Your patient may be using traditional pain relief treatment, such as herbal compresses or teas, massage, acupuncture or breathing exercises. 	<ul style="list-style-type: none"> Assure your patient you are watching their particular case. Respectfully inquire about all of the ways the patient is treating their pain. Use indirect questions about community or family traditions for pain management to provide hints about what the patient may be using. There may be some reluctance to tell you about alternative therapies until they feel it is "safe" to talk about them. Accommodate or integrate your treatments with alternative treatments when possible.
<p>Methods Needed to Assess pain</p>	<ul style="list-style-type: none"> Most patients are able to describe their pain using a progressive scale, but others are not comfortable using a numerical scale, and the scale of facial expressions (smile to grimace) may be more useful. 	<ul style="list-style-type: none"> Ask the patient specifically how they can best describe their pain. Use multiple methods of assessing pain-scales and analogies, if you feel the assessment of pain is producing ambiguous or incorrect results. Once the severity of the pain can be assessed, explain in detail the expected result of the use of the pain medication in terms of whatever descriptive tools the patient has used. Check comprehension with teach-back techniques. Instead of using scales, which might not be known to the patient, asking for comparative analogies, such as "like a burn from a stove," "cutting with a knife," or "stepping on a stone," may produce a more accurate description.

* **Note:** Avoid using family members as interpreters. **Minors** are **prohibited** from being used as interpreters. Find an interpreter with a health care background. **Document** in the patient's medical chart the request for or refusal of an interpreter.



**SECTION D: REFERENCE RESOURCES FOR CULTURALLY
AND LINGUISTIC SERVICES**

A GUIDE TO INFORMATION IN SECTION D

Reference Resources for Culturally and Linguistic Services

Cultural and linguistic services have been mandated for federally funded program recipients in response to the growing evidence of health care disparities and as partial compliance with Title VI of the Civil Rights Act of 1964. The major requirements for the provision of cultural and linguistic services for patients in federally funded programs are included in this section.

Eliminate Health Disparities

Culturally and linguistically appropriate services are increasingly recognized as a key strategy to eliminating disparities in health and health care (e.g., Betancourt, 2004; 2006; Brach & Fraser, 2000; HRET, 2011). Among several other factors, lack of cultural competence and sensitivity among health and health care professionals has been associated with the perpetuation of health disparities (e.g., Geiger, 2001; Johnson, Saha, Arbelaez, Beach, & Cooper, 2004). This is often the result of miscommunication and incongruence between the patient or consumer's cultural and linguistic needs and the services the health or health care professional is providing (Zambrana, Molnar, Munoz, & Lopez, 2004). The provision of culturally and linguistically appropriate services can help providers address these issues by providing knowledge and skills to manage the provider-level, individual-level, and system-level factors referenced in the Institute of Medicine's seminal report *Unequal Treatment* that intersect to perpetuate health disparities (IOM, 2003).¹

Health Equity & Culturally and Linguistically Appropriate Services are Connected

Culturally and linguistically appropriate services (CLAS) are one strategy to help eliminate health inequities. By tailoring services to an individual's culture and language preference, providers can help bring about positive health outcomes for diverse populations. The provision of health care services that are respectful of and responsive to the health beliefs, practices and needs of diverse patients can help close the gap in health care outcomes.¹

This section includes:

- Current cultural and linguistic requirements for federally funded programs.
- Guidelines for cultural and linguistic services.
- Purpose of the enhanced National CLAS Standards.
- Web based resources for more information related diversity and the delivery of cultural and linguistic services.

¹ <https://www.thinkculturalhealth.hhs.gov/>



The following materials are available in this section:

45 CFR 92, Non Discrimination Rule	Language Assistance Services requirements as part of the Affordable Care Act modifications (2016).
Title VI of the Civil Rights Act of 1964	The Civil Rights Act of 1964 text.
Standards to Provide “CLAS” Culturally and Linguistically Appropriate Services	A summary of the fifteen “CLAS” standards.
Executive Order 13166, August 2000	The text of the Executive Order signed in August 2000 that mandated language services for Limited English Proficient (LEP) members enrolled in federally funded programs.
Race/Ethnicity/Language (REL) Categories	Importance of collecting REL and appropriate use.
Bibliography of Major Sources Used in the Production of the Tool Kit	A listing of resources that informed the work of the ICE Cultural and Linguistic Workgroup.
Cultural Competence Web Resources	A listing of internet resources related to diversity and the delivery of cultural and linguistic services.
Acknowledgement of Contributors from the ICE Cultural and Linguistic Workgroup	A listing of the contributors from the ICE Cultural and Linguistic Workgroup.

45 CFR 92, NON DISCRIMINATION RULE

§ 92.201 Meaningful access for individuals with limited English proficiency. (a) General requirement. A covered entity shall take reasonable steps to provide meaningful access to each individual with limited English proficiency eligible to be served or likely to be encountered in its health programs and activities. (b) Evaluation of compliance. In evaluating whether a covered entity has met its obligation under paragraph (a) of this section, the Director shall: (1) Evaluate, and give substantial weight to, the nature and importance of the health program or activity and the particular communication at issue, to the individual with limited English proficiency; and (2) Take into account other relevant factors, including whether a covered entity has developed and implemented an effective written language access plan, that is appropriate to its particular circumstances, to be prepared to meet its obligations in § 92.201(a). (c) Language assistance services requirements.

Language assistance services required under paragraph (a) of this section must be provided free of charge, be accurate and timely, and protect the privacy and independence of the individual with limited English proficiency. (d) Specific requirements for interpreter and translation services. Subject to paragraph (a) of this section: (1) A covered entity shall offer a qualified interpreter to an individual with limited English proficiency when oral interpretation is a reasonable step to provide meaningful access for that individual with limited English proficiency; and (2) A covered entity shall use a qualified translator when translating written content in paper or electronic form. (e) Restricted use of certain persons to interpret or facilitate communication.

A covered entity shall not: (1) Require an individual with limited English proficiency to provide his or her own interpreter; (2) Rely on an adult accompanying an individual with limited English proficiency to interpret or facilitate communication, except: (i) In an emergency involving an imminent threat to the safety or welfare of an individual or the public where there is no qualified interpreter for the individual with limited English proficiency immediately available; or (ii) Where the individual with limited English proficiency specifically requests that the accompanying adult interpret or facilitate communication, the accompanying adult agrees to provide such assistance, and reliance on that adult for such assistance is appropriate under the circumstances; (3) Rely on a minor child to interpret or facilitate communication, except in an emergency involving an imminent threat to the safety or welfare of an individual or the public where there is no qualified interpreter for the individual with limited English proficiency immediately available; or (4) Rely on staff other than qualified bilingual/multilingual staff to communicate directly with individuals with limited English proficiency. (f) Video remote interpreting services.

A covered entity that provides a qualified interpreter for an individual with limited English proficiency through video remote interpreting services in the covered entity's health programs and activities shall provide: (1) Real-time, full-motion video and audio over a dedicated high-speed, wide-bandwidth video connection or wireless connection that delivers high quality video images that do not produce lags, choppy, blurry, or grainy images, or irregular pauses in communication; (2) A sharply delineated image that is large enough to display the interpreter's face and the participating individual's face regardless of the individual's body position; (3) A clear, audible transmission of voices; and (4) Adequate training to users of the technology and other involved individuals so that they may quickly and efficiently set up and operate the video remote interpreting. (g) Acceptance of language assistance services is not required. Nothing in this section shall be construed to require an individual with limited English proficiency to accept language assistance service.

TITLE VI OF THE CIVIL RIGHTS ACT OF 1964

“No person in the United States shall, on the ground of race, color or national origin, be excluded from participation in, be denied the benefits of, or be subjected to discrimination under any program or activity receiving federal financial assistance.”



Under Title IV, any agency, program, or activity that receives funding from the federal government may not discriminate on the basis of race, color or national origin. This is the oldest and most basic of the many federal and state laws requiring “meaningful access” to healthcare, and “equal care” for all patients. Other federal and state legislation protecting the right to “equal care” outline how this principle will be operationalized.

State and Federal courts have been interpreting Title VI, and the legislation that it generated, ever since 1964. The nature and degree of enforcement of the equal access laws has varied from place to place and from time to time. Recently, however, both the Office of Civil Rights and the Office of Minority Health have become more active in interpreting and enforcing Title VI.



Additionally, in August 2000, the U.S. Department of Health and Human Services Office of Civil Rights issued “Policy Guidance on the Prohibition against National Origin Discrimination As it Affects Persons with Limited English Proficiency.” This policy established ‘national origin’ as applying to limited English-speaking recipients of federally funded programs.

NATIONAL STANDARDS TO PROVIDE “CLAS” CULTURALLY AND LINGUISTICALLY APPROPRIATE SERVICES

The purpose of the enhanced National CLAS Standards is to provide a blueprint for health and health care organizations to implement CLAS that will advance health equity, improve quality, and help eliminate health care disparities. All 15 Standards are necessary to advance health equity, improve quality, and help eliminate health care disparities.

Principal Standard:

1. Provide effective, equitable, understandable, and respectful quality care and services that are responsive to diverse cultural health beliefs and practices, preferred languages, health literacy, and other communication needs.

Governance, Leadership, and Workforce:

2. Advance and sustain organizational governance and leadership that promotes CLAS and health equity through policy, practices, and allocated resources.
3. Recruit, promote, and support a culturally and linguistically diverse governance, leadership, and workforce that are responsive to the population in the service area.
4. Educate and train governance, leadership, and workforce in culturally and linguistically **appropriate policies and practices on an ongoing basis.**

Communication and Language Assistance:



5. Offer language assistance to individuals who have limited English proficiency and/or other communication needs, at no cost to them, to facilitate timely access to all health care and services.
6. Inform all individuals of the availability of language assistance services clearly and in their preferred language, verbally and in writing.
7. Ensure the competence of individuals providing language assistance, recognizing that the use of untrained individuals and/or minors as interpreters should be avoided.
8. Provide easy-to-understand print and multimedia materials and signage in the languages commonly used by the populations in the service area.

Engagement, Continuous Improvement, and Accountability:

9. Establish culturally and linguistically appropriate goals, policies, and management accountability, and infuse them throughout the organization’s planning and operations.



10. Conduct ongoing assessments of the organization's CLAS-related activities and integrate CLAS-related measures into measurement and continuous quality improvement activities.
11. Collect and maintain accurate and reliable demographic data to monitor and evaluate the impact of CLAS on health equity and outcomes and to inform service delivery.
12. Conduct regular assessments of community health assets and needs and use the results to plan and implement services that respond to the cultural and linguistic diversity of populations in the service area.
13. Partner with the community to design, implement, and evaluate policies, practices, and services to ensure cultural and linguistic appropriateness.
14. Create conflict and grievance resolution processes that are culturally and linguistically appropriate to identify, prevent, and resolve conflicts or complaints.
15. Communicate the organization's progress in implementing and sustaining CLAS to all stakeholders, constituents, and the general public.



EXECUTIVE ORDER 13166, AUGUST 2000

Improving Access to Services for Persons with Limited English Proficiency (Verbatim)

By the authority vested in me as President by the Constitution and the laws of the United States of America, and to improve access to federally conducted and federally assisted programs and activities for persons who, as a result of national origin, are limited in their English proficiency (LEP), it is hereby ordered as follows:

Section 1. Goals.

The Federal Government provides and funds an array of services that can be made accessible to otherwise eligible persons who are not proficient in the English language. The Federal Government is committed to improving the accessibility of these services to eligible LEP persons, a goal that reinforces its equally important commitment to promoting programs and activities designed to help individuals learn English. To this end, each Federal agency shall examine the services it provides and develop and implement a system by which LEP persons can meaningfully access those services consistent with, and without unduly burdening, the fundamental mission of the agency. Each Federal agency shall also work to ensure that recipients of Federal financial assistance (recipients) provide meaningful access to their LEP applicants and beneficiaries. To assist the agencies with this endeavor, the Department of Justice has today issued a general guidance document (LEP Guidance), which sets forth the compliance standards that recipients must follow to ensure that the programs and activities they normally provide in English are accessible to LEP persons and thus do not discriminate on the basis of national origin in violation of title VI of the Civil Rights Act of 1964, as amended, and its implementing regulations. As described in the LEP Guidance, recipients must take reasonable steps to ensure meaningful access to their programs and activities by LEP persons.

Sec. 2. Federally Conducted Programs and Activities.

Each Federal agency shall prepare a plan to improve access to its federally conducted programs and activities by eligible LEP persons. Each plan shall be consistent with the standards set forth in the LEP Guidance, and shall include the steps the agency will take to ensure that eligible LEP persons can meaningfully access the agency's programs and activities. Agencies shall develop and begin to implement these plans within 120 days of the date of this order, and shall send copies of their plans to the Department of Justice, which shall serve as the central repository of the agencies' plans.

Sec. 3. Federally Assisted Programs and Activities.

Each agency providing Federal financial assistance shall draft title VI guidance specifically tailored to its recipients that is consistent with the LEP Guidance issued by the Department of Justice. This agency-specific guidance shall detail how the general standards established in the LEP Guidance will be applied to the agency's recipients. The agency-specific guidance shall take into account the types of services provided by the recipients, the individuals served by the recipients, and other factors set out in the LEP Guidance. Agencies that already have developed title VI guidance that the Department of Justice determines is consistent with the LEP Guidance shall examine their existing guidance, as well as their programs and activities, to determine if additional guidance is necessary to comply with this order.



The Department of Justice shall consult with the agencies in creating their guidance and, within 120 days of the date of this order, each agency shall submit its specific guidance to the Department of Justice for review and approval. Following approval by the Department of Justice, each agency shall publish its guidance document in the Federal Register for public comment.

Sec. 4. Consultations.

In carrying out this order, agencies shall ensure that stakeholders, such as LEP persons and their representative organizations, recipients, and other appropriate individuals or entities, have an adequate opportunity to provide input. Agencies will evaluate the particular needs of the LEP persons they and their recipients serve and the burdens of compliance on the agency and its recipients. This input from stakeholders will assist the agencies in developing an approach to ensuring meaningful access by LEP persons that is practical and effective, fiscally responsible, responsive to the particular circumstances of each agency, and can be readily implemented.

Sec. 5. Judicial Review.

This order is intended only to improve the internal management of the executive branch and does not create any right or benefit, substantive or procedural, enforceable at law or equity by a party against the United States, its agencies, its officers or employees, or any person.

WILLIAM J. CLINTON

THE WHITE HOUSE

Office of the Press Secretary

(Aboard Air Force One)

For Immediate Release August 11, 2000

Reference: <http://www.usdoj.gov/crt/cor/Pubs/eolep.htm>

RACE/ETHNICITY/LANGUAGE (REL) CATEGORIES IMPORTANCE OF COLLECTING REL AND APPROPRIATE USE

Collecting REL information helps providers to administer better care for patients. Access to accurate data is essential for successfully identifying inequalities in health that could be attributed to race, ethnicity or language barriers and to improve the quality of care and treatment outcomes.

The health plans collect this data and can make this data available to providers upon request. Provider must collect member spoken language preference and document this on the member's record. Below is the listing of the basic race and ethnicity categories used by health plans.

Office of Management and Budget (OMB) Ethnicity Categories:

- Hispanic or Latino: A person of Cuban, Mexican, Puerto Rican, South or Central American, or other Spanish culture or origin, regardless of race.
- Non-Hispanic or Latino: Patient is not of Hispanic or Latino ethnicity.
- Declined: A person who is unwilling to provide an answer to the question of Hispanic or Latino ethnicity.
- Unavailable: Select this category if the patient is unable to physically respond, there is no available family member or caregiver to respond for the patient, or if for any reason, the demographic portion of the medical record cannot be completed. Hospital systems may call this field "Unknown", "Unable to Complete," or "Other

Office of Management and Budget (OMB) Race Categories:

- American Indian or Alaska Native: A person having origins in any of the original peoples of North and South America (including Central America), and who maintains tribal affiliation or community attachment.
- Asian: A person having origins in any of the original peoples of the Far East, Southeast Asia, or the Indian subcontinent, including, for example, Cambodia, China, India, Japan, Korea, Malaysia, Pakistan, the Philippine Islands, Thailand, and Vietnam.
- Black or African American: A person having origins in any of the black racial groups of Africa.
- Native Hawaiian or Other Pacific Islander: A person having origins in any of the original peoples of Hawaii, Guam, Samoa, or other Pacific Islands
- White: A person having origins in any of the original peoples of Europe, the Middle East, or North Africa.
- Some Other Race: A person who does not self-identify with any of the OMB race categories. *OMB-Mod
- Declined: A person who is unwilling to choose/provide a race category or cannot identify him/herself with one of the listed races.
- *Unavailable: Select this category if the patient is unable to physically respond, there is no available family member or caregiver to respond for the patient, or if for any reason, the demographic portion of the medical record cannot be completed. Hospital systems complete," or "Other. "may call this field "Unknown," "Unable to*

Source: www.whitehouse.gov/omb/fedreg_race-ethnicity

Reference: <http://www.usdoj.gov/crt/cor/Pubs/eolep.htm>

BIBLIOGRAPHY OF MAJOR SOURCES USED IN THE PRODUCTION OF THE TOOL KIT

- Aguirre-Molina, M., et al. (2001). *Health Issues in the Latino Community*. San Francisco: Jossey-Bass.
- AguirAguirre-Molina, M., et al. (2001). *Health Issues in the Latino Community*. San Francisco: Jossey-Bass.
- Aguirre-Molina, M., et al. (2001). *Health Issues in the Latino Community*. San Francisco: Jossey-Bass.
- Avery, C. (1991). Native American Medicine: Traditional Healing. *JAMA*, 265, 2271-2273.
- Baer, H. (2001). *Biomedicine and Alternative Healing Systems in America*. Madison, WI: University of Wisconsin Press.
- Bonder, B., Martin, L., & Miracle, A. (n.d.) *Culture in Clinical Care*. Thorofare, NJ: SLACK, Inc.
- Carillo, J.A., Green., & J. Betancourt. (1999). Cross-Cultural Primary Care: A patient-based approach. *Annals of Internal Medicine*, 130, 829-834.
- California Healthcare Interpreters Association & CHIA Standards and Certification Committee (Eds.). *California Standards for Healthcare Interpreters: Ethical Principal, Protocols, and Guidance on Roles and Interventions*. Oxnard, CA: The California Endowment.
- Cross, T., Dennis, KW., et al. (1989). *Towards a Culturally Competent System of Care*. Washington, DC: Georgetown University.
- Doak, C., et al. (1996). *Teaching Patients with Low Literacy Skills*. Philadelphia: J.B. Lippincott Co.
- Duran, D., et al. (Eds.). (2001). *A Primer for Cultural Proficiency: Towards Quality Health Services for Hispanics*. Washington D.C.: National Alliance for Hispanic Health.
- Fadiman, A. (1997). *The Spirit Catches You and You Fall Down*. New York: Farrar, Strauss & Giroux.
- Galanti, G. (1997). *Caring for Patients from Different Cultures*. Pennsylvania, PA: University of Pennsylvania Press.
- Goodman, A., et al. (2000). *Nutritional Anthropology: Biocultural Perspectives on Food and Nutrition*. Mountainview, CA: Mayfield Publishing Company.
- Hall, E.T. (1985). *Hidden Differences: Studies in International Communication*. Hamburg, Germany: Gruner & Jahr.
- Hall, E.T. (1990). *Understanding Cultural Differences*. Yarmouth, ME: Intercultural Press.
- Harwood, A. (Eds.). (1981). *Ethnicity and Medical Care*. Cambridge, MA: Harvard University Press.



<http://ddtp.cpuc.ca.gov/homepage.aspx>

<http://definitions.uslegal.com/>

https://en.wikipedia.org/wiki/Limited_English_proficiency

<http://minorityhealth.hhs.gov>

http://minorityhealth.hhs.gov/npa/files/Plans/NSS/NSS_05_Section1.pdf

<http://minorityhealth.hhs.gov/npa>

Kaiser Permanente National Diversity Council. (1999). *Provider's Handbook on Culturally Competent Care*. Oakland, CA: Kaiser Permanente.

Kleinman, A. (1980). *Patients and Healers in the Context of Culture*. Berkeley, CA: University of California Press.

Kleinman, A. (1990). *Illness Narratives*. New York: Perseus Publishing.

Kleinman, A., & Good, B. (Eds.). (1985). *Culture and Depression*. Berkeley, CA: University of California Press.

Leslie, C., & Young, A. (Eds.). (1992). *Paths to Asian Medical Knowledge*. Berkeley, CA: University of California Press.

Leigh, JW. (1998). *Communicating for Cultural Competence*. New York: Allyn and Bacon. Lipson, J., Dibble, S., et al. (Eds.). (1996). *Culture and Nursing Care: A Pocket Guide*. San Francisco: UCSF Nursing Press.

O'Conner, B. (1995). *Healing Traditions: Alternative Medicine and the Health Professions*. Philadelphia: University of Pennsylvania Press.

Office of Minority Health, Department of Health and Human Services (2000). *Assuring cultural competence in health care: Recommendations for national standards and an outcomes focused research agenda* (Federal Register Volume 65, No. 247, pp. 80865-80879).

Office of Minority Health, Department of Health and Human Services (2001). *National standards for culturally and linguistically appropriate services in health care: Final Report*.

Purnell, L.D., & Paulanka, B.J. (1998). *Transcultural Health Care: A Culturally Competent Approach*. Philadelphia, PA: F.A. Davis Company.

Salimbene, S. (2000). *What Language Does Your Patient Hurt In? A Practical Guide to Culturally Competent Care*. Northampton, MA : Inter-Face International, Inc.



Smedley, B., Stith, A., & Nelson, A. (Eds.). (2002). *Unequal Treatment: Confronting Racial and Ethnic Disparities in Health Care*. Washington, DC: National Academy Press.

Spector, R. (1996). *Cultural Diversity in Health and Illness: a Guide to Heritage Assessment and Health Traditions*. Boston: Appleton & Lange.

Spector, R. (2000). *Cultural Diversity in Health and Illness*. Upper Saddle, NJ: Prentice Hall Health.

U.S. Code. (1964). Title VI of the Civil Rights Act of 1964. Title 42 - The Public Health and Welfare. 42 U.S.C. § 2000d et seq.

Walzer, J. (2002, May 2). *The Health of Hispanic Elders: The Intersection of Nutrition, Culture and Diabetes*. Tufts Nutrition.

www.ada.gov/effective-comm.htm

www.ahrq.gov/about/cods: Oral, Linguistic, and Culturally Competent Services: Guides for Managed Care Plans. Agency for Healthcare Research and Quality. Rockville, MD. (2003).

www.ama-assn.org/ama/pub/about-ama/ama-foundation.page

www.bcbsfl.com: Blue Cross and Blue Shield of Florida. *Healthy People 2010*. (2002).

www.bphc.org : Culturally and Linguistically Appropriate Standards of Care. As approved by the Boston HIV Health Services Planning Council on January 11, 2001.

www.cms.hhs.gov/healthplans: Centers for Medicare and Medicaid Services. *The Medicare Advantage Organization National QAPI Project for 2003*. (2004).

www.cms.hhs.gov/healthplans/opl/opl133.pdf: Department of Health and Human Services Centers for Medicare & Medicaid Services. *Operational Policy Letter #: OPL 2001.133*. July 16, 2001.

www.differencebetween.net/language/difference-between-equity-and-equality

www.dictionary.com/browse/teletypewriter?s=t

www.ecfr.gov/cgi-bin/text-idx?node=sp45.1.92.c#se45.1.92_1201

www.erc.msh.org: Management Sciences for Health. *Culturally Competent Organizations. CLAS Standards*. (2003).

www.gлма.org

www.hablamosjuntos.org/signage/symbols/default.using_symbols.asp#bpw



www.healthypeople.gov/2020/about/foundation-health-measures/Disparities

www.lep.gov: Department of Justice, Civil Rights Division, Executive Order 13166.
Information and Guidance for Recipients of Federal Funds on Language Access to Federally Assisted Programs and Activities. (2003).

www.npsf.org/?page=askme3

www.thinkculturalhealth.hhs.gov

www.thinkculturalhealth.hhs.gov/clas/standards

www.usdoj.gov/crt/cor/Pubs/eolep.htm: Department of Justice, Civil Rights Division, Executive Order 13166. Improving Access to Services for Persons with Limited English Proficiency. Verbatim as released by the Office of the Press Secretary, The White House (August 11, 2000).

www.usdoj.gov/crt/cor/Pubs/eolep.htm

www.whitehouse.gov/omb/fedreg_race-ethnicity

www.who.int.healthsystems/topics/equity



CULTURAL COMPETENCE WEB RESOURCES

U.S. Department of Health and Human Services
- Think Cultural Health

<https://www.thinkculturalhealth.hhs.gov>

Diversity RX

<http://diversityrx.org/resources>

Institute for Healthcare Improvement

<http://www.ihp.org/Pages/default.aspx>

U.S. Department of Health and Human
Services - Office of Minority Health

<http://www.minorityhealth.hhs.gov/>

Cross Cultural Health Care Program

<http://xculture.org>

National Institute of Health

<https://www.nih.gov>

U.S. Department of Health and Human Services
– Health Resources and Services Administration

<http://www.hrsa.gov/culturalcompetence/index.html>

Provider's Guide to Quality & Culture

<http://www.msh.org/resources/providers-guide-to-quality-culture>

U.S. Department of Justice – Civil Rights Division

<https://www.justice.gov/crt>

National Center for Cultural Competence –
Georgetown University

<http://www.ncccurrucula.info/awareness/C7.html>

Industry Collaboration Effort (ICE)

<http://iceforhealth.org/aboutice.asp>

Remember – Web pages can expire often. If the web address does not work, use Google and search under the organization's name.



GLOSSARY OF TERMS

Auxiliary Aid

services or devices that enable persons with impaired sensory, manual, or speaking skills to have an equal opportunity to participate in, and enjoy the benefits of, programs or activities conducted by the agency.

American Sign Language Auxiliary Aid

services or devices that enable persons with impaired sensory, manual, or speaking skills to have an equal opportunity to participate in, and enjoy the benefits of, programs or activities conducted by the agency.

American Sign Language (ASL)

a nonverbal method of communicating by deaf or speech-impaired people in which the hands and fingers are used to indicate words and concepts.

Barrier

an obstacle, impediment, obstruction, boundary, or separation.

Braille

a system of reading and printing that enables the blind to read by using the sense of touch. Raised dots arranged in patterns represent numerals and letters of the alphabet and can be identified by the fingers.

Body Language

the revelation of attitude or mood through physical gestures, posture, or proximity; nonverbal communication.

Communication

the sending of data, message, or other forms of information from one entity to another.

Communication, Impaired Verbal

the state in which a person experiences a decreased, delayed, or absent ability to receive, process, transmit, and use a system of symbols or anything that conveys meaning.

Communication, Nonverbal

in interpersonal relationships, the use of communication techniques that do not involve words.

Cultural Competence

sensitivity to the cultural, philosophical, religious, and social preferences of people of varying ethnicities or nationalities. Professional skill in the use of such sensitivities facilitates the giving of optimal patient care.



Culture

shared human artifacts, attitudes, beliefs, customs, entertainment, ideas, language, laws, learning, and moral conduct.

Demographics

of or related to the study of changes that occur in the large groups of people over a period of time.

Disability

any physical, mental, or functional impairment that limits a major activity. It may be partial or complete.

Discrimination

the process of distinguishing or differentiating. **2.** Unequal and unfair treatment or denial of rights or privileges without reasonable cause.

Diverse

of a different kind, form, character, etc.; unlike. **2.** including representatives from more than one social, cultural, or economic group, especially members of ethnic or religious minority groups.

Engagement

in the behavioral sciences, a term often used to denote active involvement in everyday activities that have personal meaning.

Gender Identity

ones self-concept with respect to being male or female: a person's sense of his or her true sexual identity.

Health Disparities

is often interpreted to mean racial or ethnic disparities, many dimensions of disparity exist in the United States, particularly in health. If a health outcome is seen to a greater or lesser extent between populations, there is disparity. Race or ethnicity, sex, sexual identity, age, disability, socioeconomic status, and geographic location all contribute to an individual's ability to achieve good health.

Health Equity

an avoidable and unfair difference in health status between segments of the population.

Health Literacy

the ability to understand the causes, prevention, and treatment of disease. **2.** the degree of communication that enhances people's related information.



Interpretation

In psychotherapy, the analysis of the meaning of what the patient says or does. It is explained to the patient to help provide insight.

Interpreter

one who translates orally for parties conversing in different languages.

Language

the spoken or written words or symbols used by a population for communication.

Limited English Proficient (LEP)

is a term used in the United States that refers to a person who is not fluent in the English language, often because it is not their native language.

Mnemonic

Anything intended to aid memory.

Race

the descendants of a genetically cohesive ancestral group. **2.** A political or social designation for a group of people thought to share a common ancestry or common ethnicity.

Resource

an asset valuable commodity or service.

Service

help or assistance.

Speech

the oral expression of one's thoughts. **2.** the utterance of articulate words or sounds.

Speech transliterator

a person trained to recognize unclear speech and repeat it clearly

Teletypewriter

a telegraphic apparatus by which signals are sent by striking the letters and symbols of the keyboard of an instrument resembling a typewriter and are received by a similar instrument that automatically prints them in type corresponding to the keys struck.

Transgender

an umbrella term for people whose gender identity and/or gender expression differs from what is typically associated with the sex they were assigned at birth.



ACKNOWLEDGEMENTS - CULTURAL AND LINGUISTIC WORK GROUP

The ICE for Health Cultural and Linguistic Work Group would like to acknowledge the individuals listed below for the knowledge they shared in the creation of the materials for the tool kit. Each member contained in this kit. Each member contributed their time, experience and skills to the process of developing and testing the resources contained in this kit.

Peggy Payne MA, CDE ICE C&L Chair, Editor coordinator/team Director of Diversity & Mbr.Ed. SCAN Health Plan® Long Beach, CA 90801	Margie Akin, PhD Editor tea Cultural and Linguistic Specialist Molina Health Care, Colton, CA Associate Research Anthropologist University of California, Riverside	Lee Kervin C&L Program Specialist Blue Cross of California Camarillo, CA 93012	Sunny Pak Project Manager National L&C Programs National Diversity Kaiser Permanente Oakland, CA 94612
Diana Carr, MA Tool Kit Work Group Chair, Editor coordinator/team Cultural and Linguistic Specialist Health Net of California, Inc. Glendale, CA 91106	Claudia Brauer Editor team/layout Senior Quality Compliance Analyst Blue Cross and Blue Shield of Florida Miami, FL 33122	Lisa M. Kregel, MBA, Manager, Geriatric Research & Health Ed. Dep. of Healthcare Informatics SCAN Health Plan Long Beach CA 90801 - 5616	Susana Razo MPA, Health Education & Cultural and Linguistic Manager Santa Clara Family Health Plan San Jose, CA
Nhu-Hao T. Duong, MBA Tool Kit Team Lead Director, Customer Service CalOptima Orange, CA 92868	Amy Bussian Bennett Director, Medicare/Medicaid Blue Cross and Blue Shield Association Chicago, IL 60601	Elizabeth Le Editor team Manager, Customer Service CalOptima Orange, CA 92868	Silvana Ricci RN, BA HSA, CPHQ, Quality Improvement Specialist Santa Clara Family Health Plan San Jose, CA
Janie Tyre MPA Tool Kit Team Lead VP Marketing and Mbr. Services Santa Clara Family Health Plan San Jose, CA	Smita S.Dandekar Clinical Research Manager Blue Cross of California Woodland Hills, CA. 91367	Jerilou Livingston Independence Blue Cross, Philadelphia Philadelphia, PA 19103	Nancy Rodriguez, BSN, RN, CPHQ, PAHM – Sr. Quality Mgmt. Compliance Specialist Blue Cross Blue Shield of Georgia Atlanta, GA 30326
Regina Ziashari, MPH, CHES Tool Kit Team Lead Cultural & Linguistics Specialist Care 1st Health Plan Alhambra, CA 91803	Sandi Deckinger, MPA. RN Quality Assessment Director Chinese Community Health Plan San Francisco, CA 94133	Gloria Orellana, MPH Manager of Health Ed. and C& L Services Universal Care Signal Hill, CA 90755	Philip Smeltzer HealthNow NY Buffalo, NY 14240
Tina Vu Senior Health Education/C&L Coordinator UHP Healthcare Inglewood, CA 90303	Nancy C. Walker Manager, QI Blue Cross of California Walnut Creek, CA 94596		



ACKNOWLEDGEMENTS - CULTURAL AND LINGUISTIC FOCUS GROUP

The 2016 ICE Cultural and Linguistic Focus Group would like to acknowledge the individuals listed below for the knowledge they shared in the creation of additional materials for the tool kit. Each member contributed their time, experience and skills to the process of developing and testing the additional resources added to this kit.

Peggy Payne MA, CDE ICE C&L Co- Chair, Editor coordinator/team Director, Health Equity Strategy Cigna Irvine, CA 92614	Lali (Eulalia) Witrigo, MPH Tool Kit Team Co-Lead Sr. Cultural and Linguistics Consultant Health Net of California, Inc. Fresno, CA 93711	Valencia Walker CTT+ Tool Kit Team Co-Lead Manager of Language Assistance Services Cigna Glendale, CA 91203
Diana Carr, MA ICE C&L Co- Chair Editor coordinator/team Medical Anthropologist Health Net of California, Inc. Glendale, CA 91203	Amanda Cruz Editor Team Business Project Analyst Language Assistance Program Compliance Cigna Glendale, CA 91203	Virginia Cullop Editor Team Commercial/Marketplace Liaison Multicultural Health Programs Anthem Richmond, VA
Bradley Bonilla, MPH, CHES Patient Experience Supervisor SynerMed Monterey Park, CA 91754	Jodi Cohn, Director Research and Planning, Health Care Services SCAN Health Plan Long Beach, CA, 90806	Kristen Barela Health Education Specialist SCAN Health Plan Long Beach, CA, 90806
Jane Lears Multicultural Health Programs Anthem Inc.	Cassandra Caravello, MPH Program Manager, Population Health San Francisco Health Plan San Francisco, CA 94105	Gloria Orellana-Frankhan, MPH Director, Health Education and Cultural & Linguistic Services CareMore Cerritos, CA 90703
Terri Amano, MPH Director, Multicultural Health Programs Anthem Inc.	Nicole C. Rodriguez, MPH Multicultural Health Programs Anthem Inc.	Angela Seney Multicultural Health Programs Anthem Inc.
Sydney Lee Design/Layout Lead Director, Quality Management LIBERTY Dental Plan Irvine, CA 92602	Crystal Tran Design/Layout Coordinator Health Ed/Cultural Competency Coordinator LIBERTY Dental Plan Irvine, CA 92602	Sandra M. Bello, MPH Health Equity Sr. Specialist Cigna Glendale, CA 91203

Guidance to Comply with New Interpreter Quality Standards Requirements on the use of Bilingual/Multilingual Staff as Interpreters

<u>Summary of Requirements and Documentation</u>		
Requirement	Potential Evidence	Provider Office to Note Documentation of Qualification
Office has a documented policy to offer interpreter support to LEP patients	<input type="checkbox"/> Local office written policy; or <input type="checkbox"/> Local office policy that defers and adheres to the policy distributed by medical group Note: Policy includes documentation of patient language needs in medical record	Written policy available for viewing by an auditor Policy title:
Adheres to generally accepted interpreter ethics principles, including client confidentiality	Signed attestation of understanding of interpreter ethics and patient confidentiality. Must include a review of National Code of Ethics for Interpreters in Health Care published at: http://www.ncihc.org/assets/documents/publications/NCIHC%20National%20Standards%20of%20Practice.pdf	Signed attestations are available. <input type="checkbox"/> Yes <input type="checkbox"/> No
Has demonstrated proficiency in speaking and understanding both spoken English and at least one other spoken language	<input type="checkbox"/> Formal assessment of proficiency; or <input type="checkbox"/> Annual job performance evaluations that document proficiency in speaking and communicating in English and one other language	<input type="checkbox"/> Yes, assessment results are available for viewing; or <input type="checkbox"/> Yes, documentation from an annual job performance evaluation for proficiency in speaking and communicating in English and one other language is available
Is able to interpret effectively, accurately, and impartially, both receptively and expressly, to and from such language(s) and English, using any necessary specialized vocabulary terminology and phraseology	<input type="checkbox"/> Formal assessment of proficiency; or Annual performance evaluations document <input type="checkbox"/> Ability to interpret effectively, <input type="checkbox"/> Ability to interpret accurately, <input type="checkbox"/> Ability to interpret impartially, <input type="checkbox"/> Ability to interpret receptively and expressly, <input type="checkbox"/> Ability to interpret to and from English and another language using any <u>necessary specialized vocabulary terminology and phraseology</u> Note: see NCIHC Interpreter Code of Ethics for description of above.	<input type="checkbox"/> Yes, assessment results are available for viewing; or <input type="checkbox"/> Yes, documentation from an annual job performance evaluation for proficiency in speaking and communicating in English and one other language is available
<p>For more information on Interpreter Quality Standards, please see the Industry Collaboration Effort (ICE) Better Communication, Better Care: Provider Tools to Care for Diverse Populations, Section D.</p> <p>http://www.iceforhealth.org/library/documents/Better_Communication,_Better_Care_-_Provider_Tools_to_Care_for_Diverse_Populations.pdf</p>		

Language Proficiency Assessment Resources

The following resources offer a variety of language proficiency assessment services that can assist your practice in identifying, preparing, and training bi/multi-lingual staff to support language services offered in your practice.

Language Proficiency Assessment Resources						
Description & Types of Services						
Organization	Website / Contact Information	# of Offered Languages	Custom to Medical Specialty	Assessments	Certification &/or Experience	Cost
Berkeley Language Institute (BLI) Supports the client's efforts to adhere to Federal, Department of Health & Human Services Standards for CLAS, and State laws and regulations (DMC and Joint Commission).	http://www.berkeleylanguageinstitute.com/index.html 1-510-655-9469 Marci Valdivieso marci@berkeleylanguageinstitute.com	8 languages offered: Arabic, Chinese (Mandarin, Cantonese, and Taiwanese/Toisan), French, Korean, Russian, Spanish, Tagalog, Vietnamese	Yes	<ul style="list-style-type: none"> Professional language assessments for interpreters, translators, & bilingual speakers Language Proficiency Oral Assessment – ideal for current & pre-employment bilingual employees Language Proficiency Written Assessment Medical Staff Oral Assessment Healthcare Interpreter Assessments 	Evaluators are experienced linguists that have: <ul style="list-style-type: none"> At least five years interpreter & translator experience Have shown an aptitude to be language evaluators. They are generally certified by/with the National Board or CCHI if the language pair is an option, or They are otherwise assessed and trained prior to being given evaluation assignments 	Cost will vary depending on language pair and type of assessment \$115 - \$190/ person
Culture Advantage Designed by a culturally-diverse team of healthcare professionals & certified medical interpreters.	https://cultureadvantage.org/ 1-316-217-0198 Marlene Obermeyer, MA, RN director@cultureadvantage.org	10 languages offered: Arabic, Chinese Mandarin, Japanese, Farsi, Korean, Portuguese, Russian, Spanish, Tagalog, Vietnamese	Yes	<ul style="list-style-type: none"> Bilingual Staff Medical Interpreting Skills Assessment (MISA) Specialty-specific Medical Interpreting Skills Assessment 	Evaluators are healthcare professionals who speak the language pair & have received a Professional Clinical Interpreter Certificate; Evaluators may partner with a CMI/CHI who speaks the language pair	Cost will vary \$200 /MISA \$250 - \$950 for Online Courses
ISI Language Solutions ITAP helps healthcare facilities meet the linguistic and cultural requirements of Title VI of the Civil Rights Act, HIPAA, Medicare, Medicaid, Healthcare Reform, JCAHO and state regulations.	https://isilanguagesolutions.com/industries/healthcare/ 1-818-753-9181 John Lopez john@isitrans.com Christina Xu Christina@isitrans.com	22 languages offered: Arabic, Armenian, Bengali, Chinese (Cantonese & Mandarin), Farsi, French, Georgian, Gujarati, Hebrew, Hindi, Hmong, Japanese, Khmer, Korean, Portuguese, Russian, Spanish, Tagalog, Thai, Vietnamese	No	<ul style="list-style-type: none"> Interpreter Training Assessment Program (ITAP) – 4 modules implemented individually or as a whole <ul style="list-style-type: none"> Language Proficiency Assessment Building Cultural Competency Workshop Medical Terminology Workshop Medical Interpreting Ethics and Protocol Workshop 	Professional Linguists <ul style="list-style-type: none"> Certification or Accreditation from American Translators Association (ATA) or equivalent organization Degree in Translation or foreign equivalent Subject-Matter expertise in the field of Life Sciences Extensive experience in translation and linguistics 	Must contact for costs Cost example: <ul style="list-style-type: none"> Flat rate/ test - \$80

Health Net Community Solutions is a subsidiary of Health Net, LLC and Centene Corporation. Health Net is a registered service mark of Health Net, LLC. All other identified trademarks/service marks remain the property of their respective companies. All rights reserved.

19-359

BKT029103E000 (6/19)